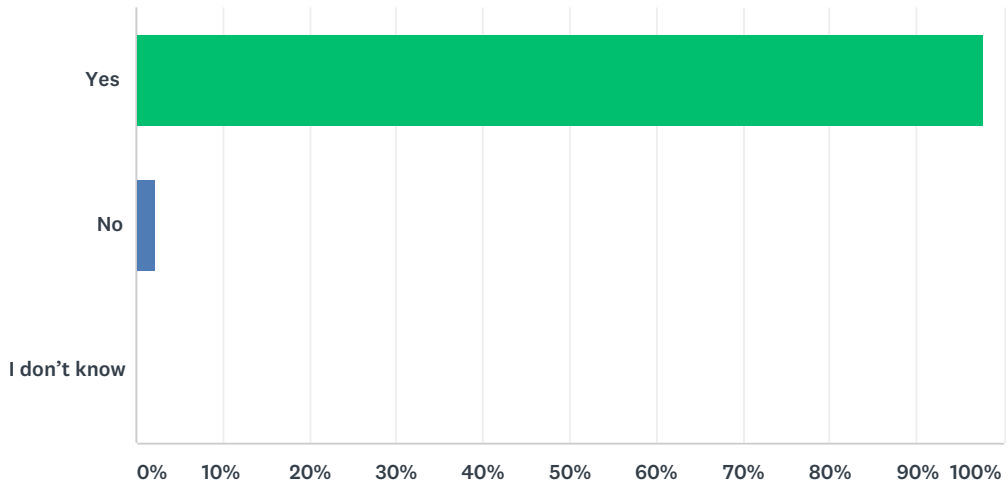


Q1 Are you a resident of the Byron Park District?

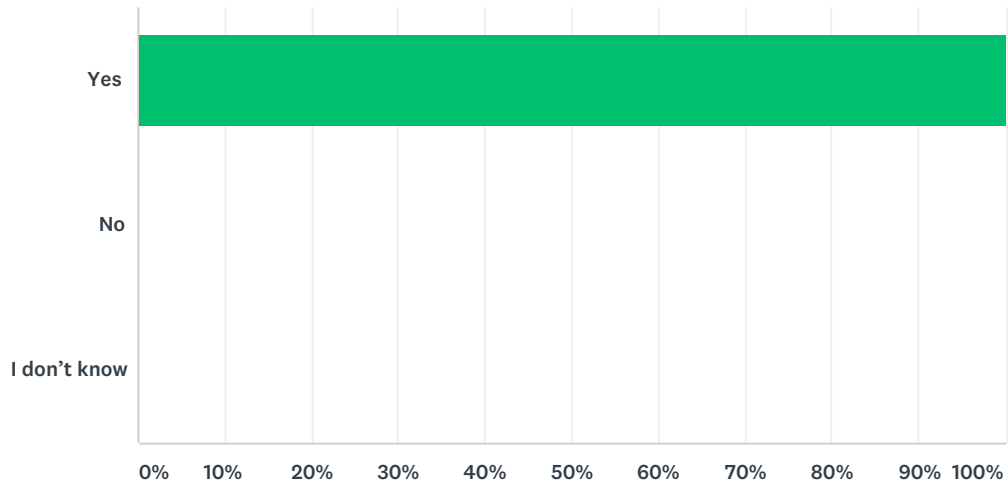
Answered: 135 Skipped: 0



ANSWER CHOICES	RESPONSES	
Yes	97.78%	132
No	2.22%	3
I don't know	0.00%	0
TOTAL		135

Q2 Are you familiar with the Byron Park District?

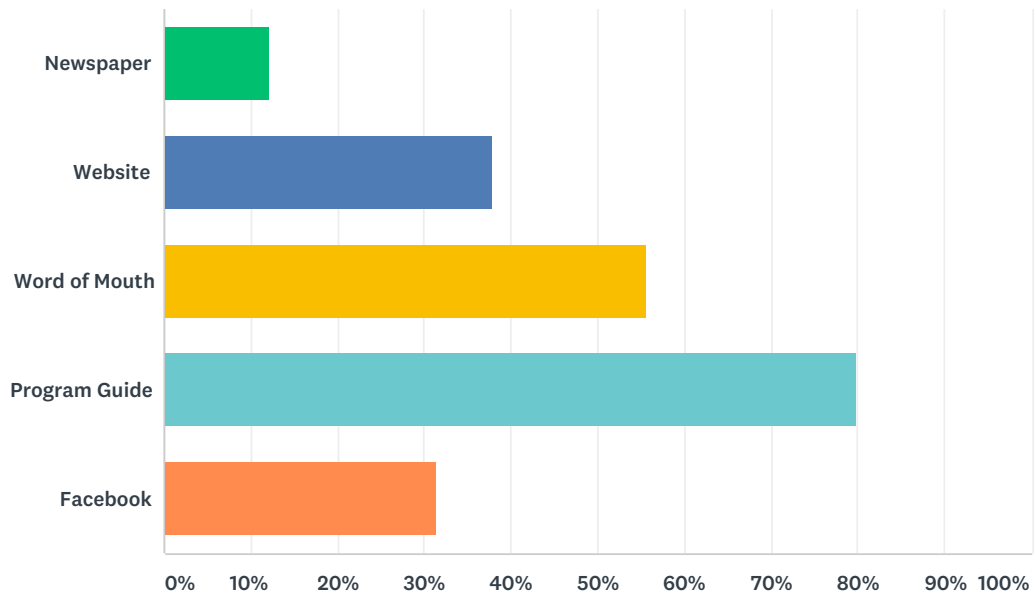
Answered: 134 Skipped: 1



ANSWER CHOICES	RESPONSES	
Yes	100.00%	134
No	0.00%	0
I don't know	0.00%	0
TOTAL		134

Q3 If you are familiar with the Byron Park District, how have you heard about the Byron Park District?

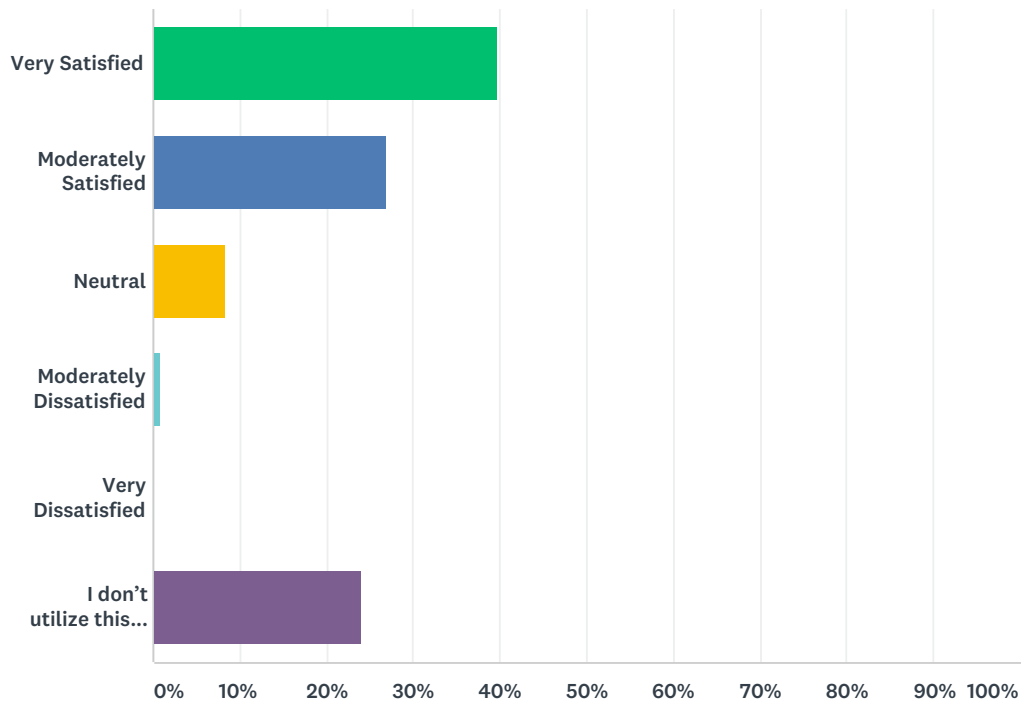
Answered: 124 Skipped: 11



ANSWER CHOICES	RESPONSES	
Newspaper	12.10%	15
Website	37.90%	47
Word of Mouth	55.65%	69
Program Guide	79.84%	99
Facebook	31.45%	39
Total Respondents: 124		

Q4 If you are familiar with Blackhawk Meadow Park, how would you characterize your overall satisfaction with Blackhawk Meadow Park?

Answered: 133 Skipped: 2



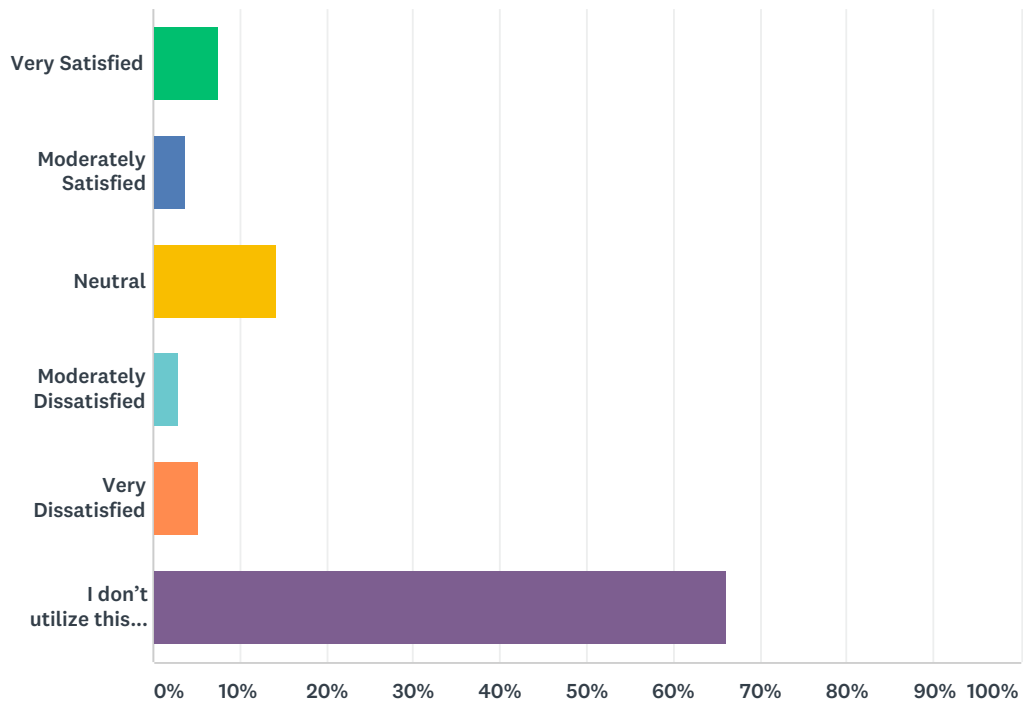
ANSWER CHOICES	RESPONSES	
Very Satisfied	39.85%	53
Moderately Satisfied	27.07%	36
Neutral	8.27%	11
Moderately Dissatisfied	0.75%	1
Very Dissatisfied	0.00%	0
I don't utilize this location	24.06%	32
TOTAL		133

Q5 If you are moderately or very dissatisfied with Blackhawk Meadow Park, please tell us why:

Answered: 32 Skipped: 103

Q6 If you are familiar with Hamas Park, how would you characterize your overall satisfaction with Hamas Park?

Answered: 133 Skipped: 2



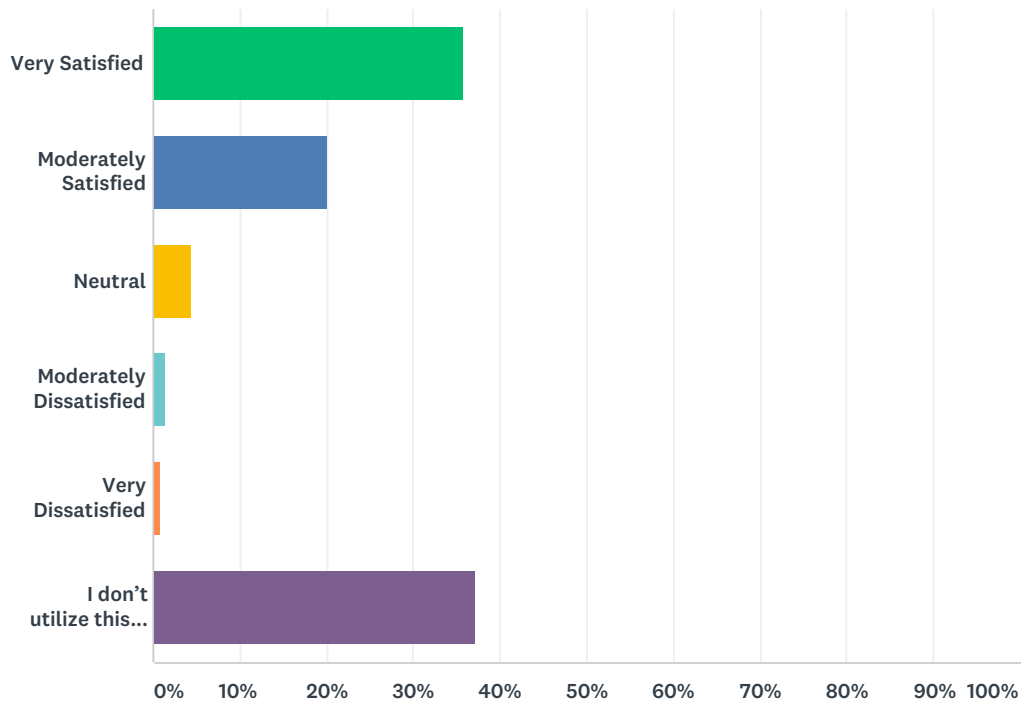
ANSWER CHOICES	RESPONSES	
Very Satisfied	7.52%	10
Moderately Satisfied	3.76%	5
Neutral	14.29%	19
Moderately Dissatisfied	3.01%	4
Very Dissatisfied	5.26%	7
I don't utilize this location	66.17%	88
TOTAL		133

Q7 If you are moderately or very dissatisfied with Hamas Park, please tell us why:

Answered: 37 Skipped: 98

Q8 If you are familiar with Tiger Town Park, how would you characterize your overall satisfaction with Tiger Town Park?

Answered: 134 Skipped: 1



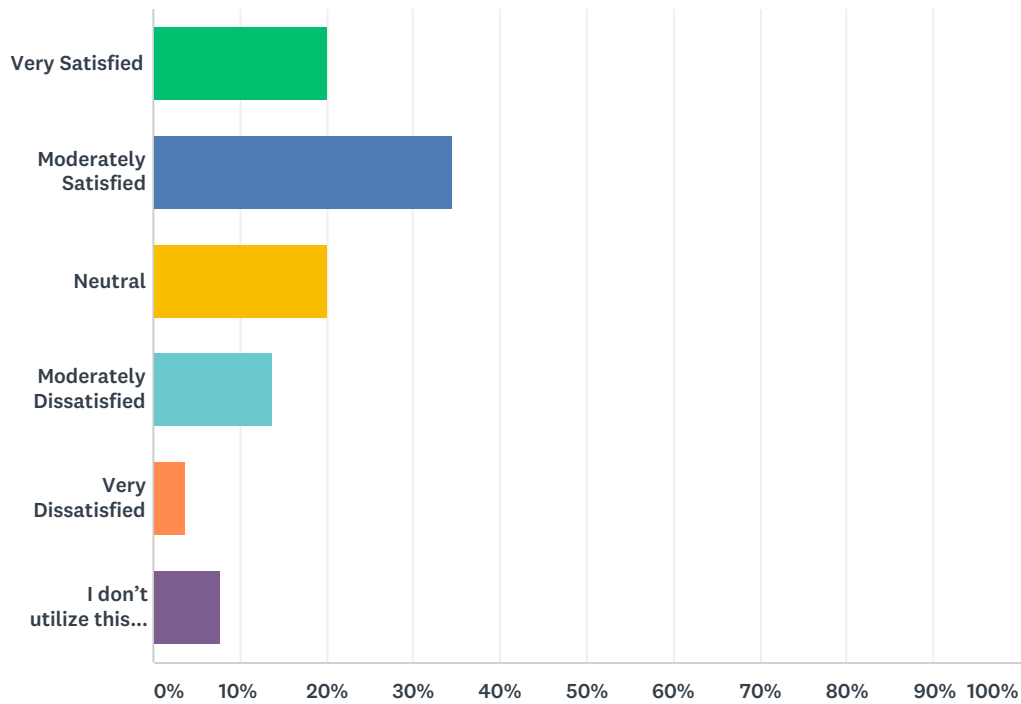
ANSWER CHOICES	RESPONSES	
Very Satisfied	35.82%	48
Moderately Satisfied	20.15%	27
Neutral	4.48%	6
Moderately Dissatisfied	1.49%	2
Very Dissatisfied	0.75%	1
I don't utilize this location	37.31%	50
TOTAL		134

**Q9 If you are moderately or very dissatisfied with Tiger Town Park,
please tell us why:**

Answered: 27 Skipped: 108

Q10 If you are familiar with the Byron PE Center, how would you characterize your overall satisfaction with the Byron PE Center?

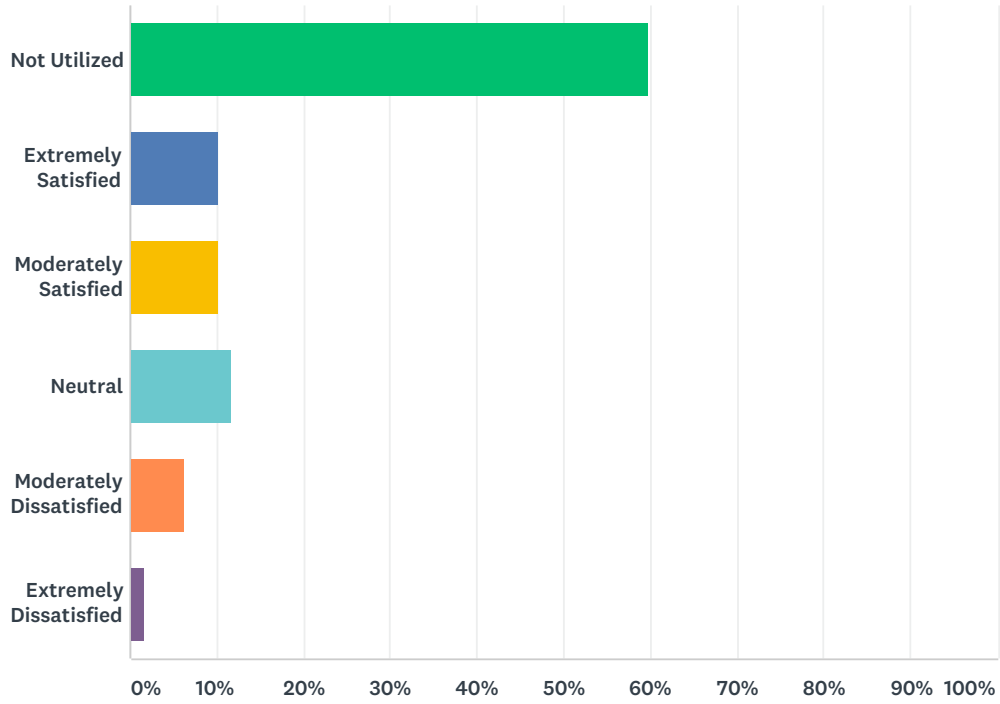
Answered: 130 Skipped: 5



ANSWER CHOICES	RESPONSES	
Very Satisfied	20.00%	26
Moderately Satisfied	34.62%	45
Neutral	20.00%	26
Moderately Dissatisfied	13.85%	18
Very Dissatisfied	3.85%	5
I don't utilize this location	7.69%	10
TOTAL		130

Q11 Aerobics Room

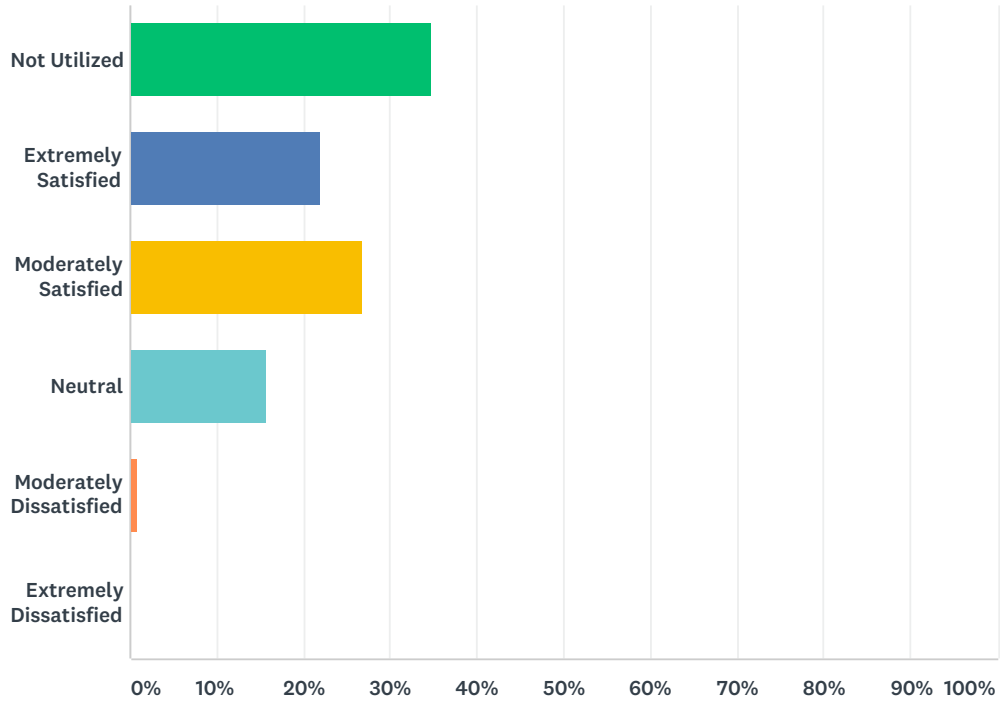
Answered: 127 Skipped: 8



ANSWER CHOICES	RESPONSES	
Not Utilized	59.84%	76
Extremely Satisfied	10.24%	13
Moderately Satisfied	10.24%	13
Neutral	11.81%	15
Moderately Dissatisfied	6.30%	8
Extremely Dissatisfied	1.57%	2
TOTAL		127

Q12 Basketball Courts

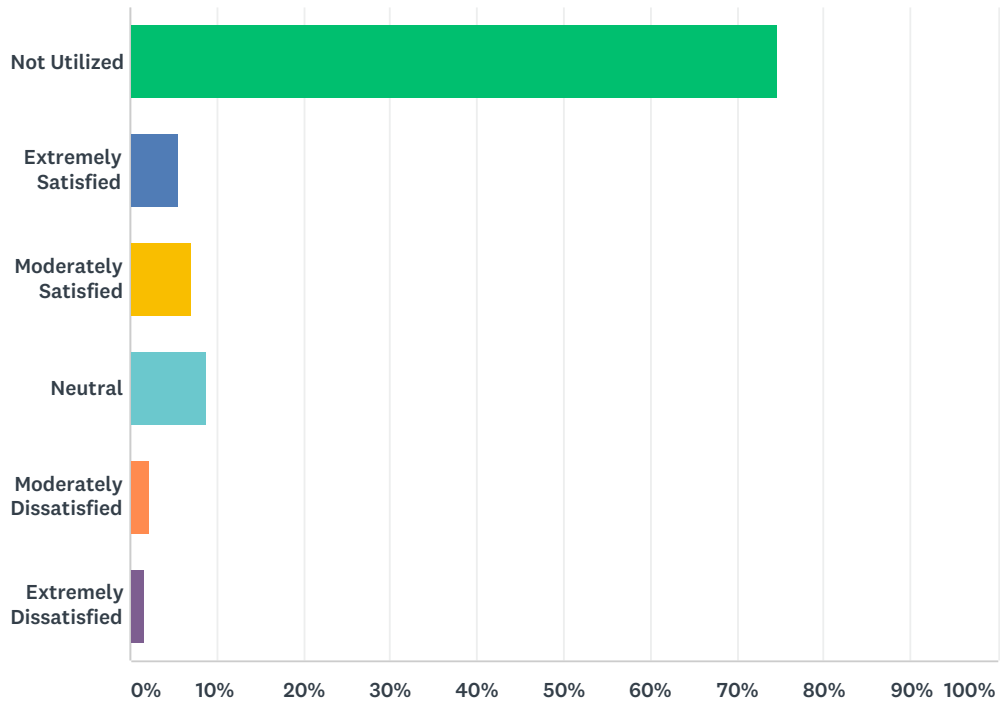
Answered: 127 Skipped: 8



ANSWER CHOICES	RESPONSES	
Not Utilized	34.65%	44
Extremely Satisfied	22.05%	28
Moderately Satisfied	26.77%	34
Neutral	15.75%	20
Moderately Dissatisfied	0.79%	1
Extremely Dissatisfied	0.00%	0
TOTAL		127

Q13 Batting Cages

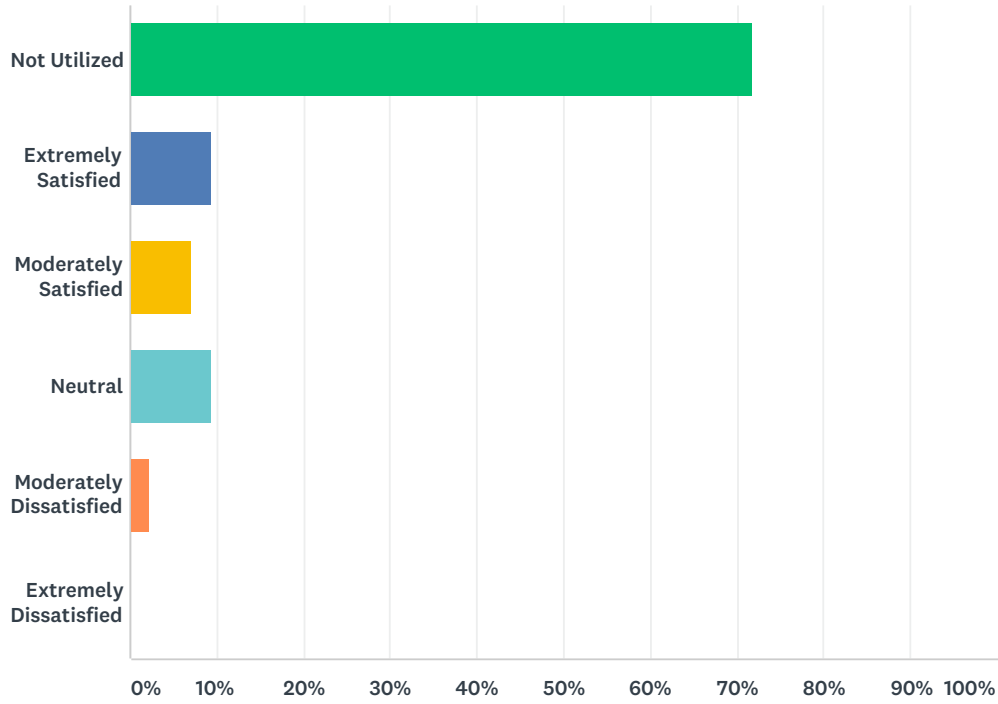
Answered: 126 Skipped: 9



ANSWER CHOICES	RESPONSES	
Not Utilized	74.60%	94
Extremely Satisfied	5.56%	7
Moderately Satisfied	7.14%	9
Neutral	8.73%	11
Moderately Dissatisfied	2.38%	3
Extremely Dissatisfied	1.59%	2
TOTAL		126

Q14 Dance Room

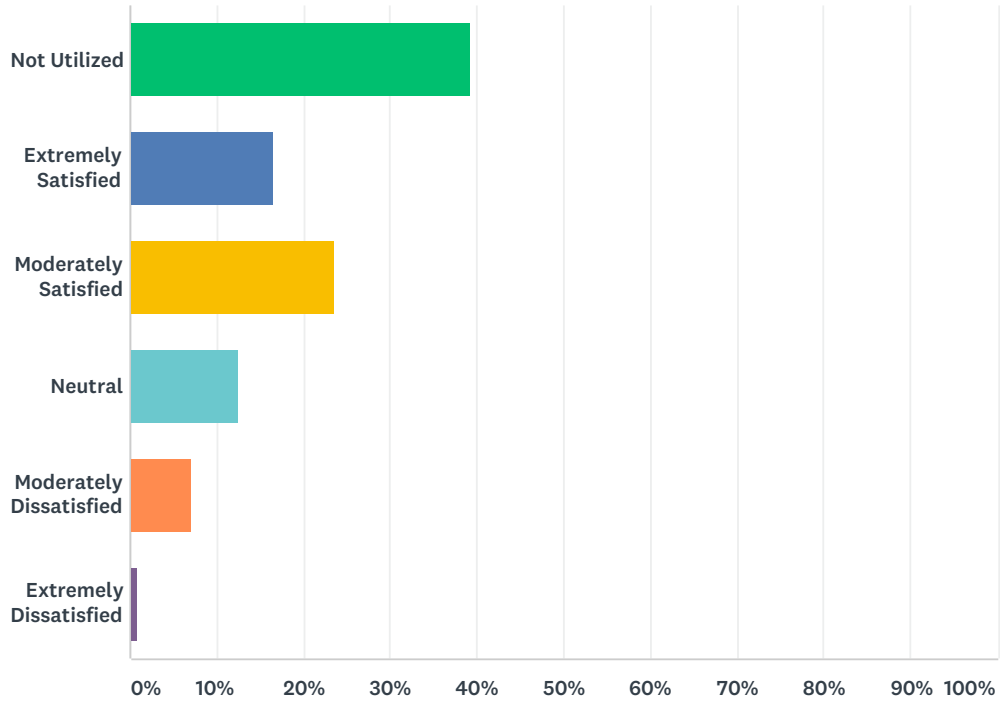
Answered: 127 Skipped: 8



ANSWER CHOICES	RESPONSES	
Not Utilized	71.65%	91
Extremely Satisfied	9.45%	12
Moderately Satisfied	7.09%	9
Neutral	9.45%	12
Moderately Dissatisfied	2.36%	3
Extremely Dissatisfied	0.00%	0
TOTAL		127

Q15 Fitness Center

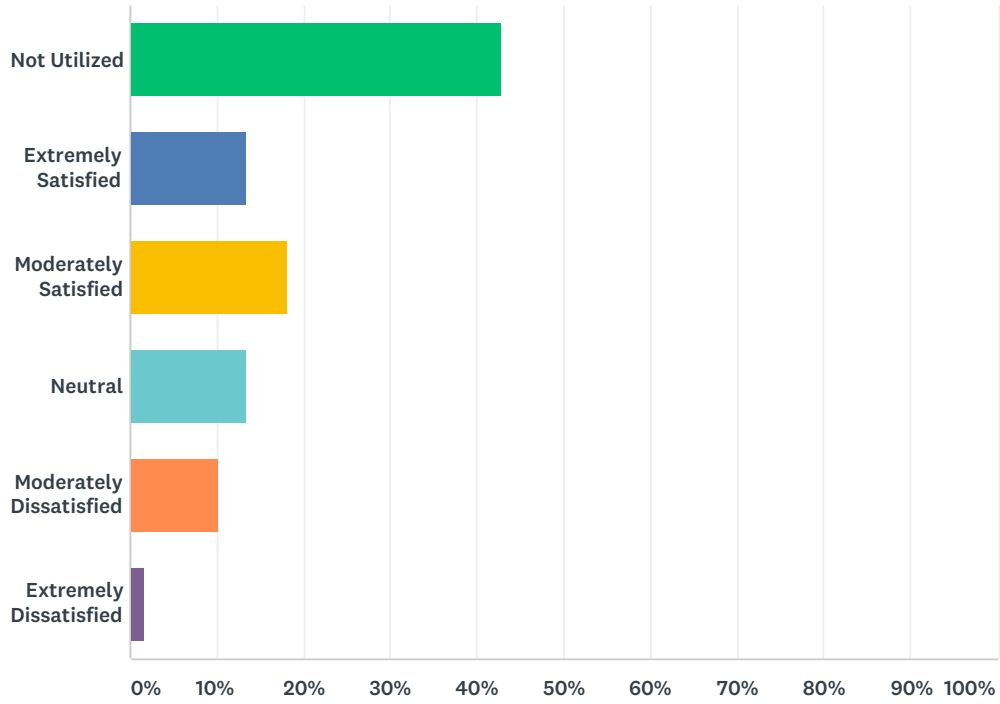
Answered: 127 Skipped: 8



ANSWER CHOICES	RESPONSES	
Not Utilized	39.37%	50
Extremely Satisfied	16.54%	21
Moderately Satisfied	23.62%	30
Neutral	12.60%	16
Moderately Dissatisfied	7.09%	9
Extremely Dissatisfied	0.79%	1
TOTAL		127

Q16 Swimming Pool

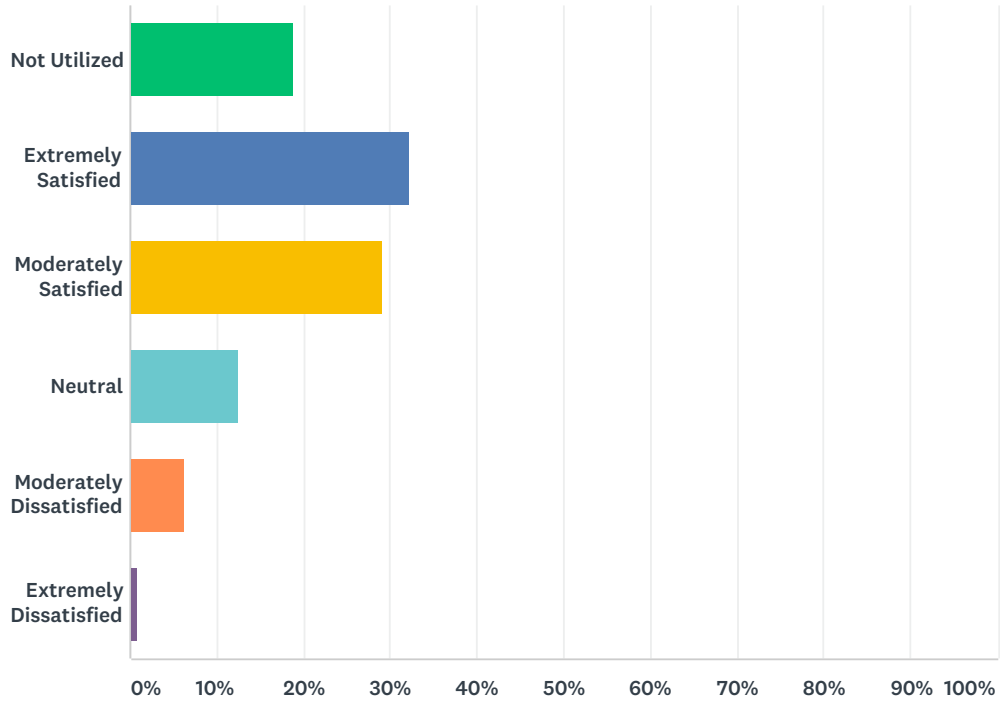
Answered: 126 Skipped: 9



ANSWER CHOICES	RESPONSES	
Not Utilized	42.86%	54
Extremely Satisfied	13.49%	17
Moderately Satisfied	18.25%	23
Neutral	13.49%	17
Moderately Dissatisfied	10.32%	13
Extremely Dissatisfied	1.59%	2
TOTAL		126

Q17 Track (indoor)

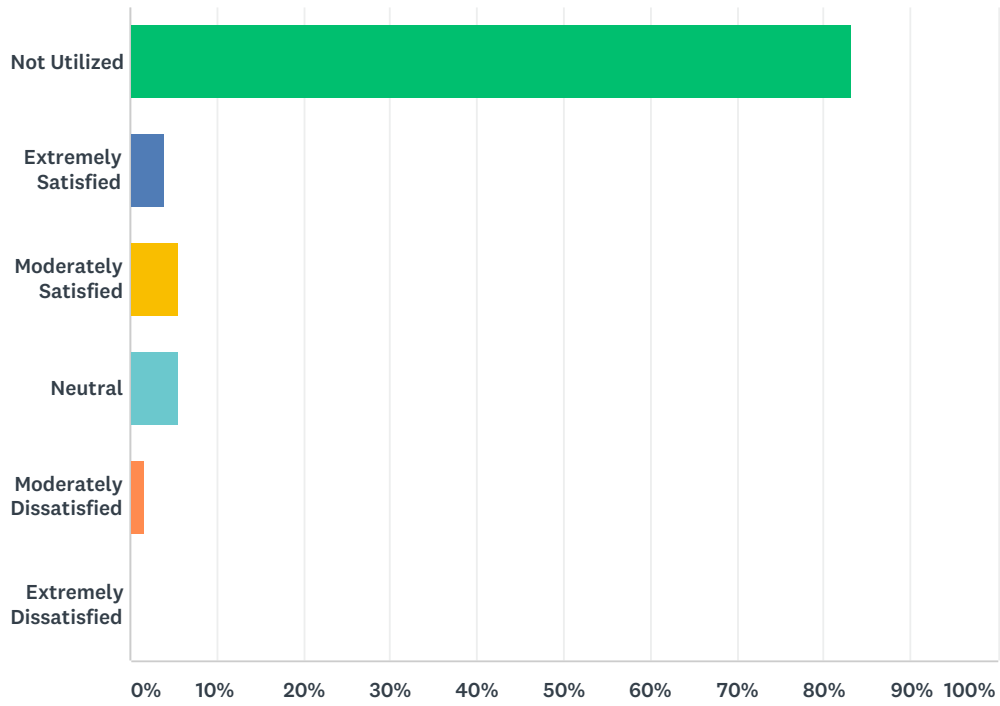
Answered: 127 Skipped: 8



ANSWER CHOICES	RESPONSES	
Not Utilized	18.90%	24
Extremely Satisfied	32.28%	41
Moderately Satisfied	29.13%	37
Neutral	12.60%	16
Moderately Dissatisfied	6.30%	8
Extremely Dissatisfied	0.79%	1
TOTAL		127

Q18 Raquetball Courts

Answered: 126 Skipped: 9



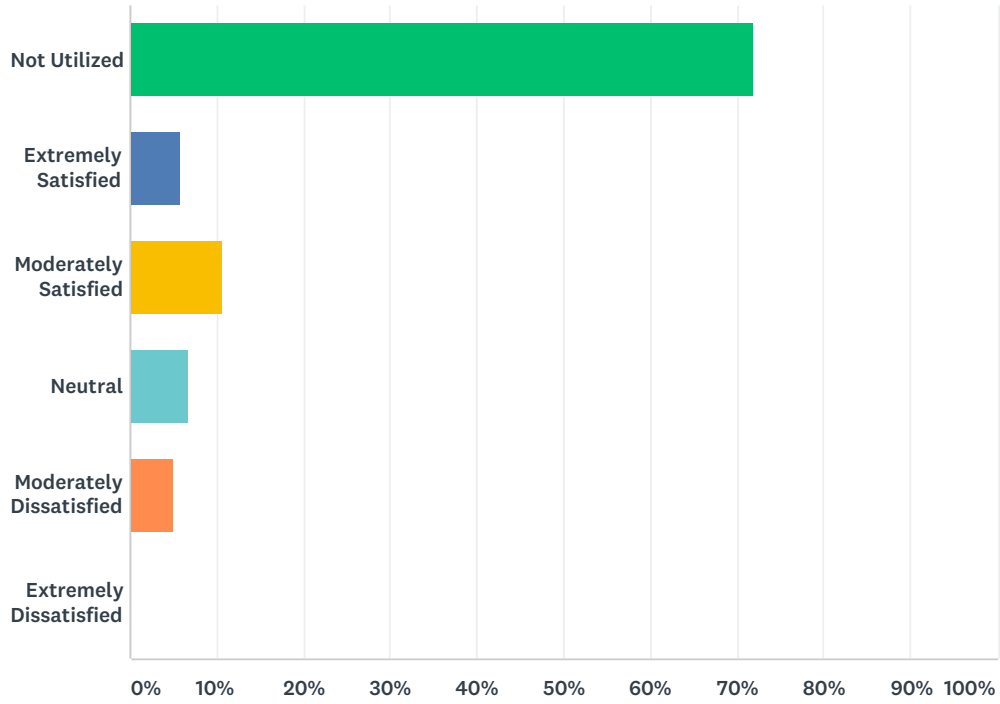
ANSWER CHOICES	RESPONSES	
Not Utilized	83.33%	105
Extremely Satisfied	3.97%	5
Moderately Satisfied	5.56%	7
Neutral	5.56%	7
Moderately Dissatisfied	1.59%	2
Extremely Dissatisfied	0.00%	0
TOTAL		126

Q19 If you are moderately or extremely dissatisfied with any particular area within the Byron PE Center, please tell us the area and why:

Answered: 52 Skipped: 83

Q20 Aerobics/Fitness Class

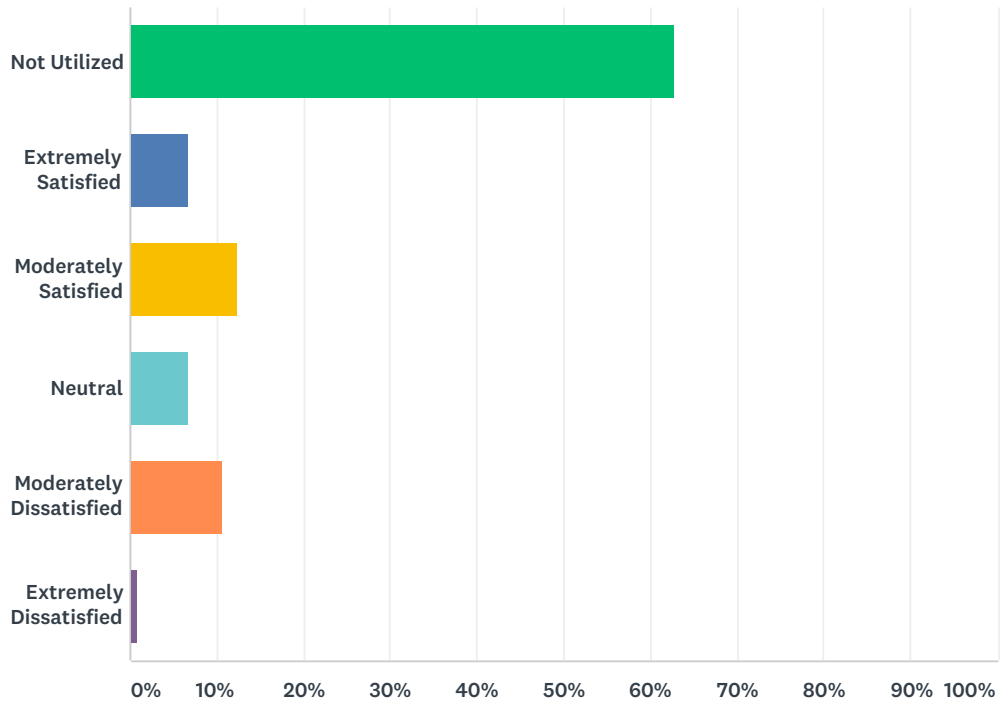
Answered: 121 Skipped: 14



ANSWER CHOICES	RESPONSES	
Not Utilized	71.90%	87
Extremely Satisfied	5.79%	7
Moderately Satisfied	10.74%	13
Neutral	6.61%	8
Moderately Dissatisfied	4.96%	6
Extremely Dissatisfied	0.00%	0
TOTAL		121

Q21 Baseball/Softball Leagues

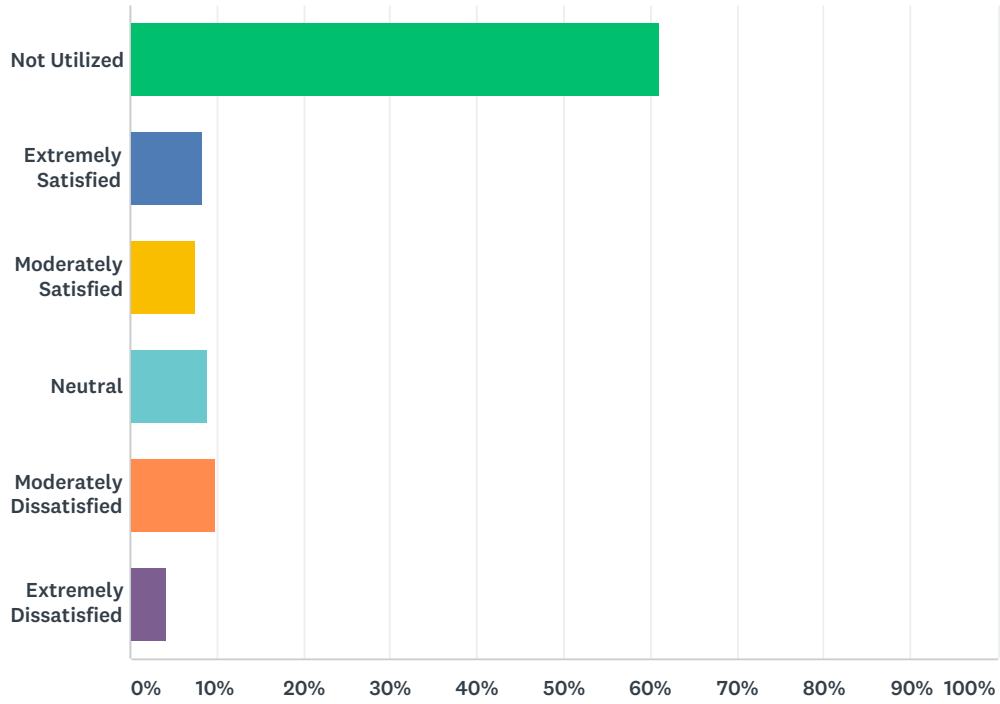
Answered: 121 Skipped: 14



ANSWER CHOICES	RESPONSES	
Not Utilized	62.81%	76
Extremely Satisfied	6.61%	8
Moderately Satisfied	12.40%	15
Neutral	6.61%	8
Moderately Dissatisfied	10.74%	13
Extremely Dissatisfied	0.83%	1
TOTAL		121

Q22 Basketball Leagues

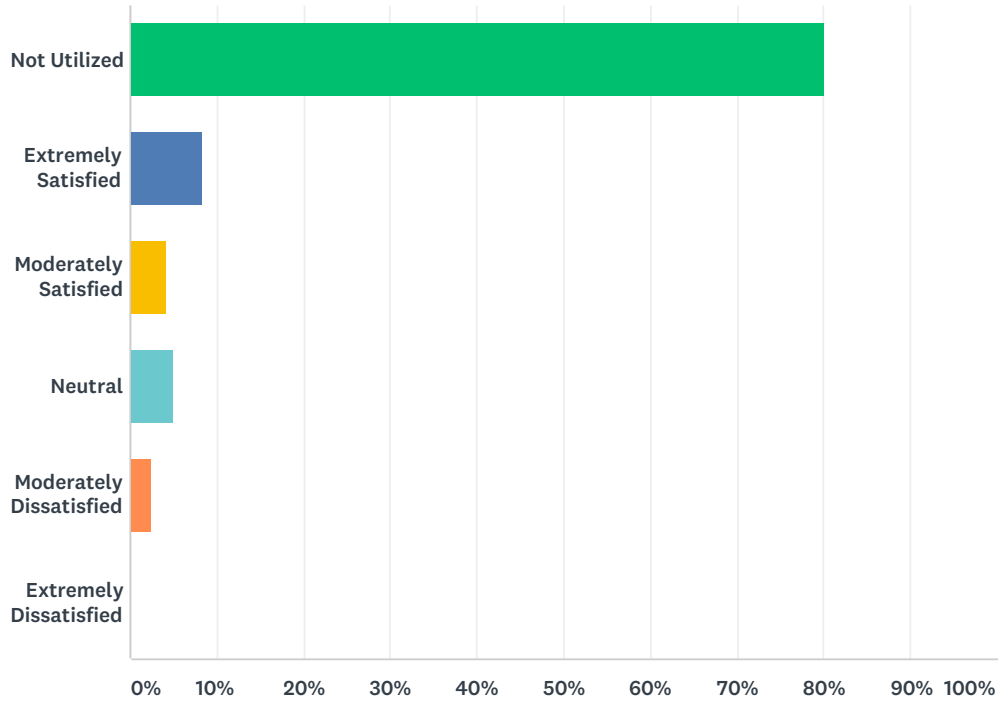
Answered: 121 Skipped: 14



ANSWER CHOICES	RESPONSES	
Not Utilized	61.16%	74
Extremely Satisfied	8.26%	10
Moderately Satisfied	7.44%	9
Neutral	9.09%	11
Moderately Dissatisfied	9.92%	12
Extremely Dissatisfied	4.13%	5
TOTAL		121

Q23 Dance Class

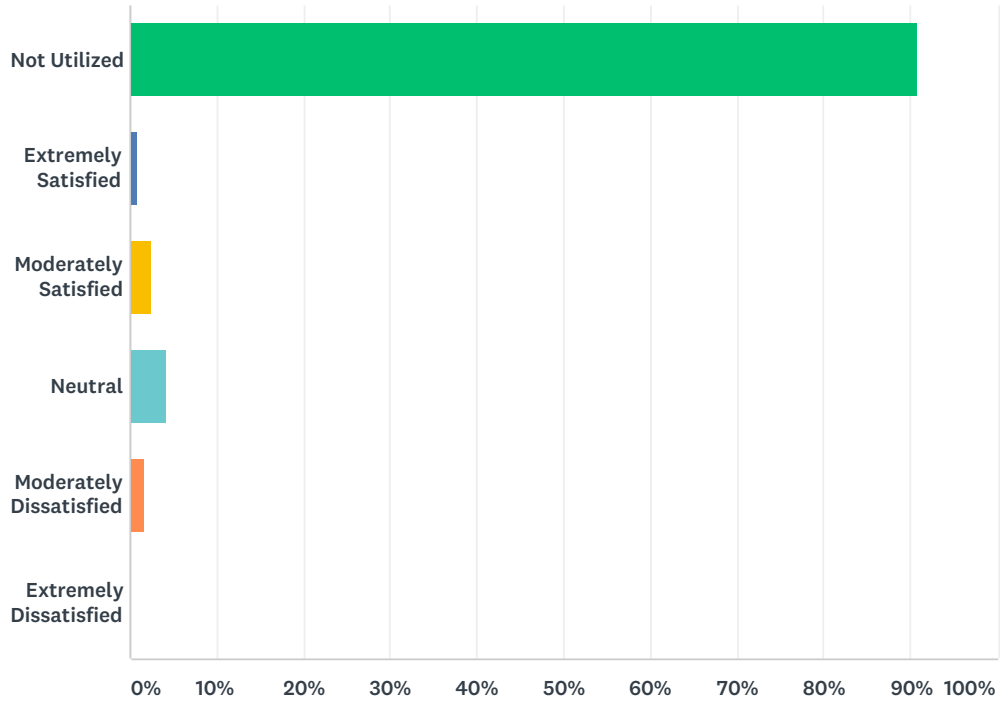
Answered: 121 Skipped: 14



ANSWER CHOICES	RESPONSES	
Not Utilized	80.17%	97
Extremely Satisfied	8.26%	10
Moderately Satisfied	4.13%	5
Neutral	4.96%	6
Moderately Dissatisfied	2.48%	3
Extremely Dissatisfied	0.00%	0
TOTAL		121

Q24 Martial Arts Class

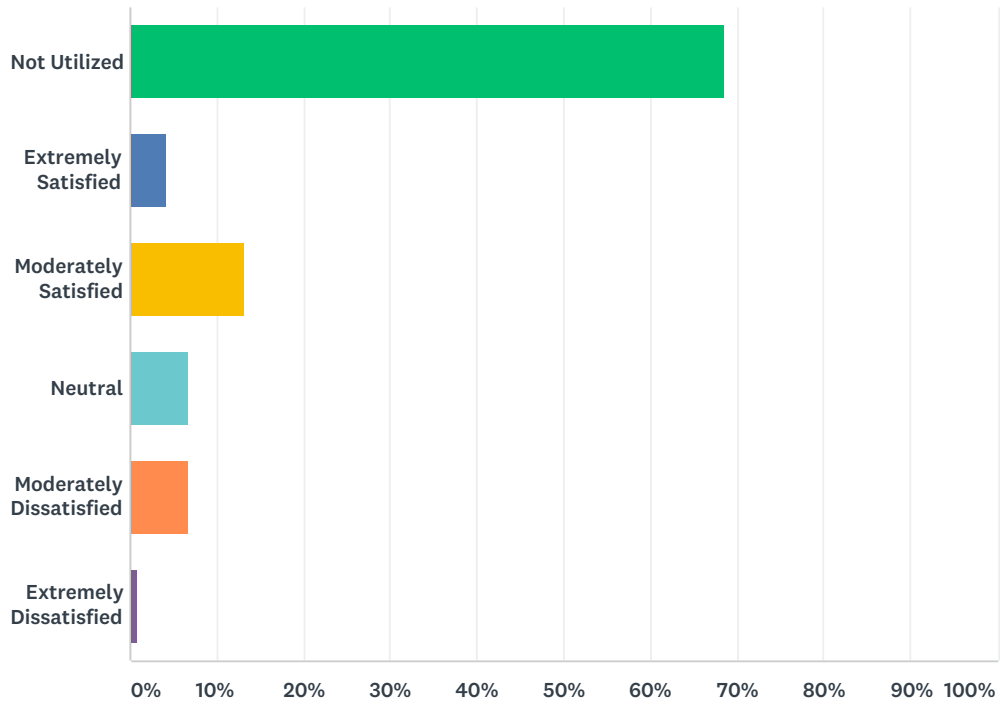
Answered: 120 Skipped: 15



ANSWER CHOICES	RESPONSES	
Not Utilized	90.83%	109
Extremely Satisfied	0.83%	1
Moderately Satisfied	2.50%	3
Neutral	4.17%	5
Moderately Dissatisfied	1.67%	2
Extremely Dissatisfied	0.00%	0
TOTAL		120

Q25 Soccer Leagues

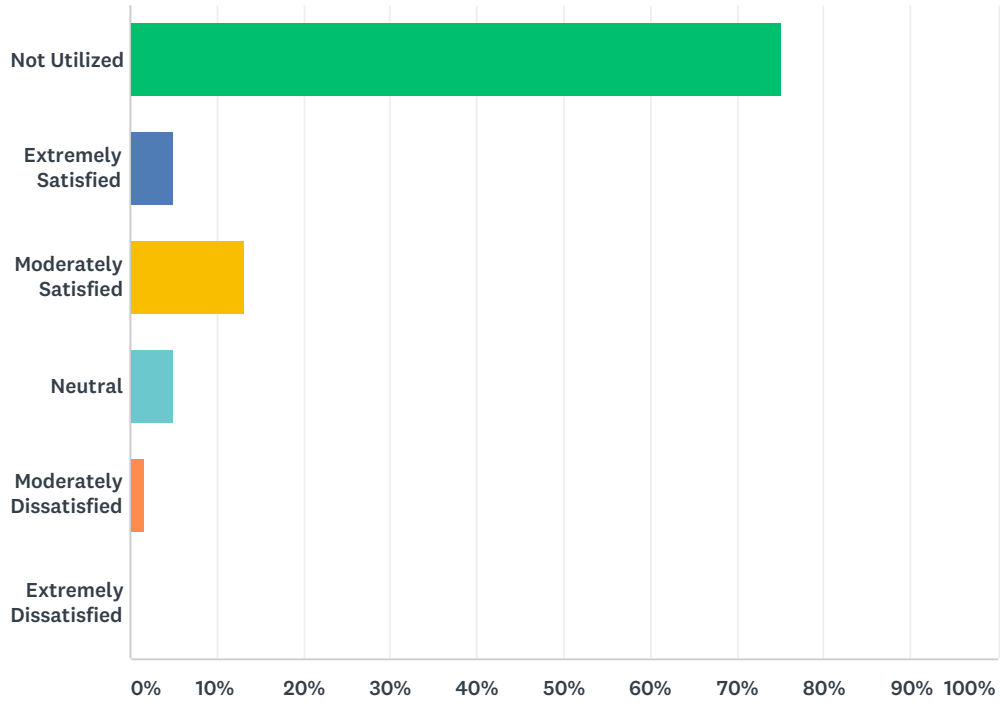
Answered: 121 Skipped: 14



ANSWER CHOICES	RESPONSES	
Not Utilized	68.60%	83
Extremely Satisfied	4.13%	5
Moderately Satisfied	13.22%	16
Neutral	6.61%	8
Moderately Dissatisfied	6.61%	8
Extremely Dissatisfied	0.83%	1
TOTAL		121

Q26 Summer Sports Camp

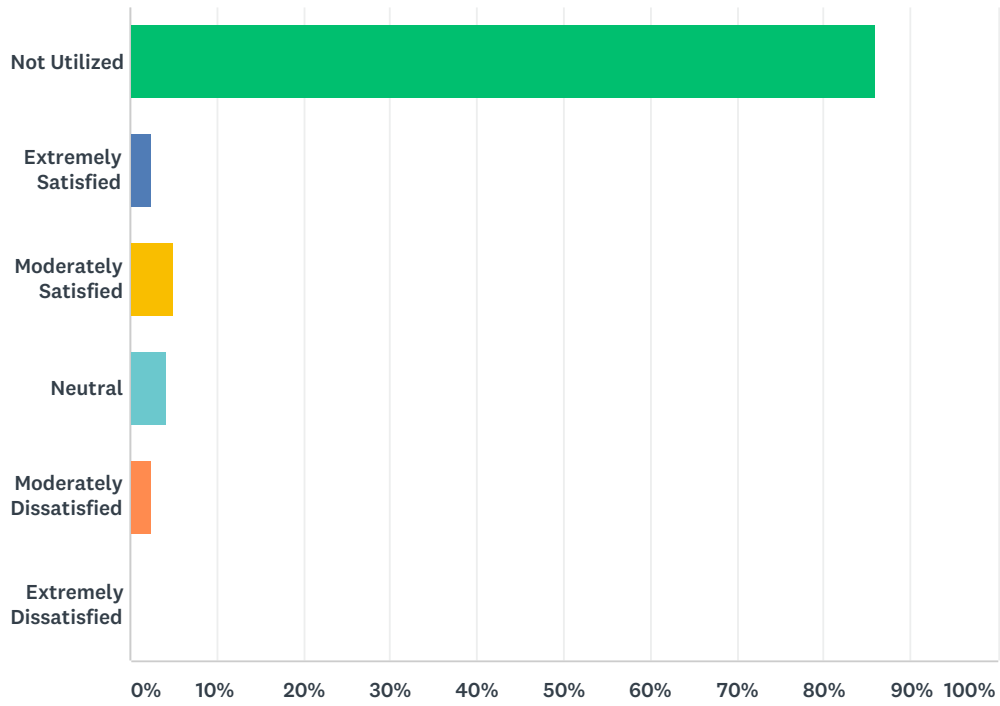
Answered: 121 Skipped: 14



ANSWER CHOICES	RESPONSES	
Not Utilized	75.21%	91
Extremely Satisfied	4.96%	6
Moderately Satisfied	13.22%	16
Neutral	4.96%	6
Moderately Dissatisfied	1.65%	2
Extremely Dissatisfied	0.00%	0
TOTAL		121

Q27 Summer Day Camp

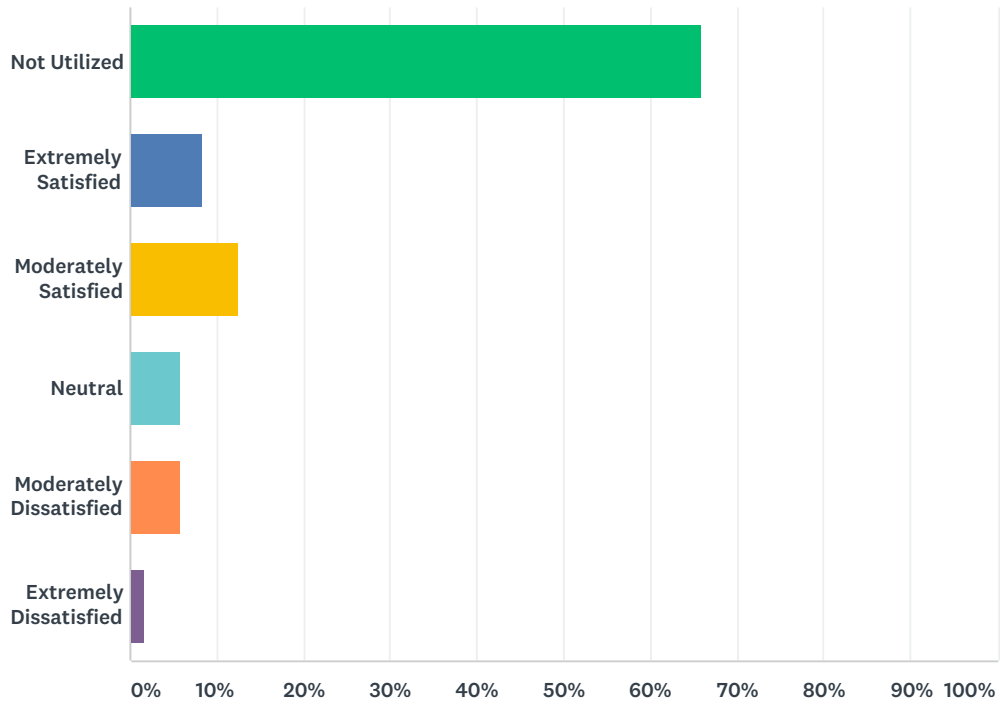
Answered: 121 Skipped: 14



ANSWER CHOICES	RESPONSES	
Not Utilized	85.95%	104
Extremely Satisfied	2.48%	3
Moderately Satisfied	4.96%	6
Neutral	4.13%	5
Moderately Dissatisfied	2.48%	3
Extremely Dissatisfied	0.00%	0
TOTAL		121

Q28 Swimming Lessons

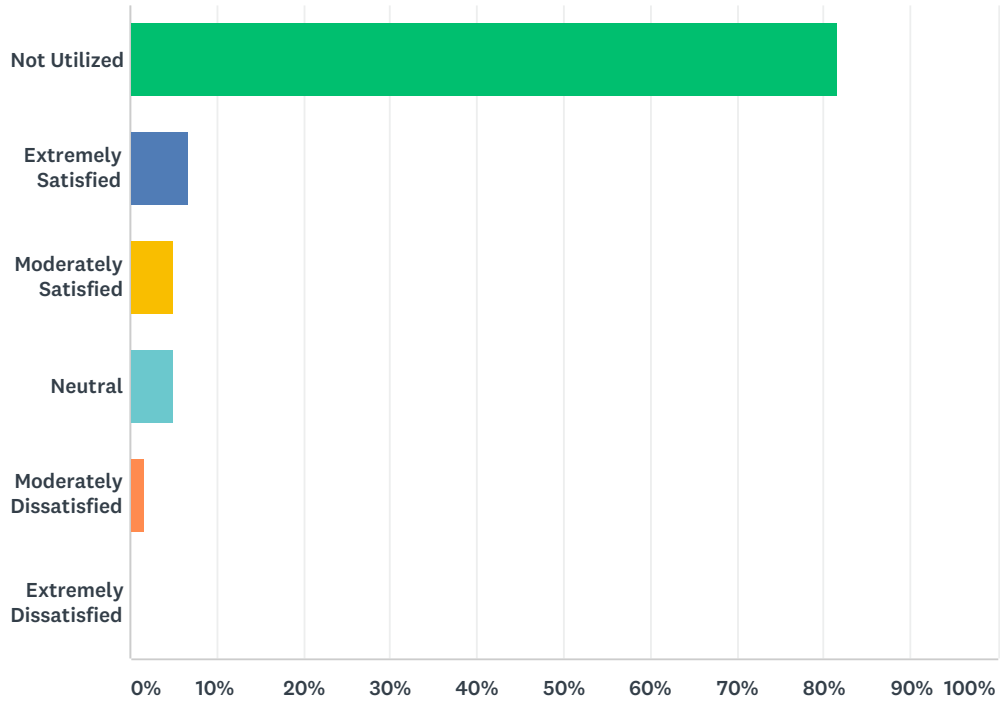
Answered: 120 Skipped: 15



ANSWER CHOICES	RESPONSES	
Not Utilized	65.83%	79
Extremely Satisfied	8.33%	10
Moderately Satisfied	12.50%	15
Neutral	5.83%	7
Moderately Dissatisfied	5.83%	7
Extremely Dissatisfied	1.67%	2
TOTAL		120

Q29 Tiger Den (child care) – AM/PM

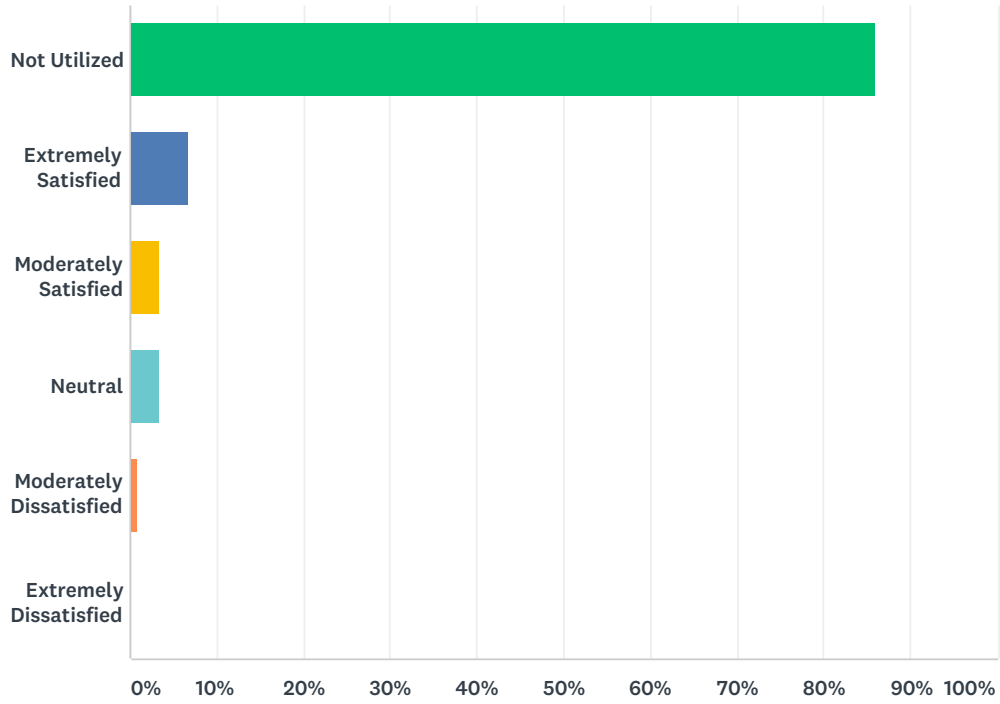
Answered: 120 Skipped: 15



ANSWER CHOICES	RESPONSES	
Not Utilized	81.67%	98
Extremely Satisfied	6.67%	8
Moderately Satisfied	5.00%	6
Neutral	5.00%	6
Moderately Dissatisfied	1.67%	2
Extremely Dissatisfied	0.00%	0
TOTAL		120

Q30 Tiger Sharks Swim Team

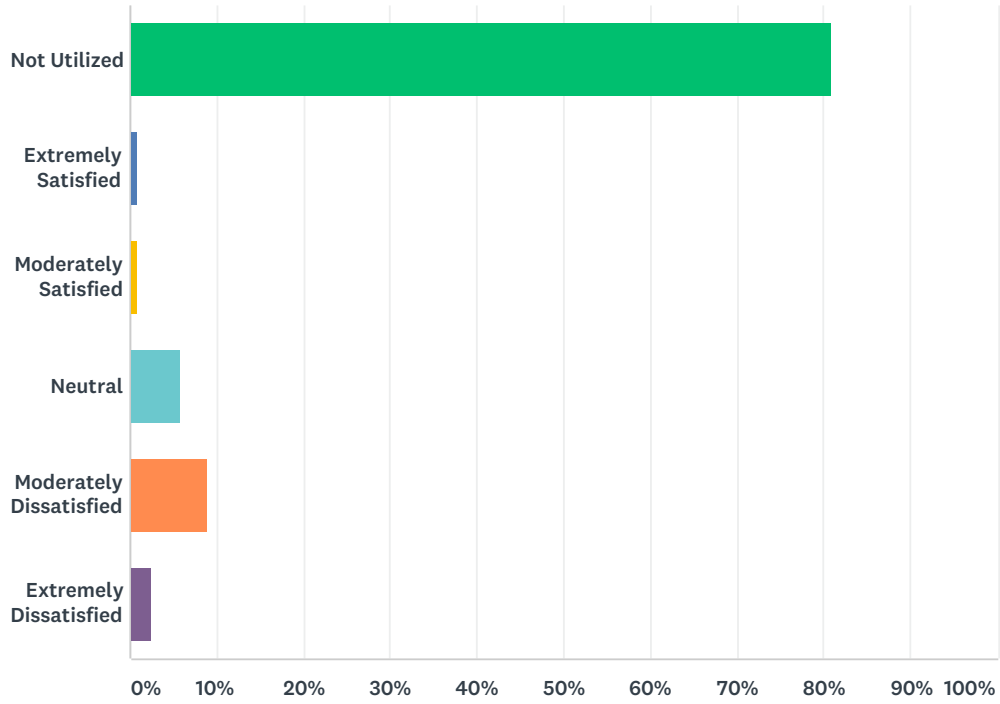
Answered: 121 Skipped: 14



ANSWER CHOICES	RESPONSES	
Not Utilized	85.95%	104
Extremely Satisfied	6.61%	8
Moderately Satisfied	3.31%	4
Neutral	3.31%	4
Moderately Dissatisfied	0.83%	1
Extremely Dissatisfied	0.00%	0
TOTAL		121

Q31 Tumbling Class

Answered: 121 Skipped: 14



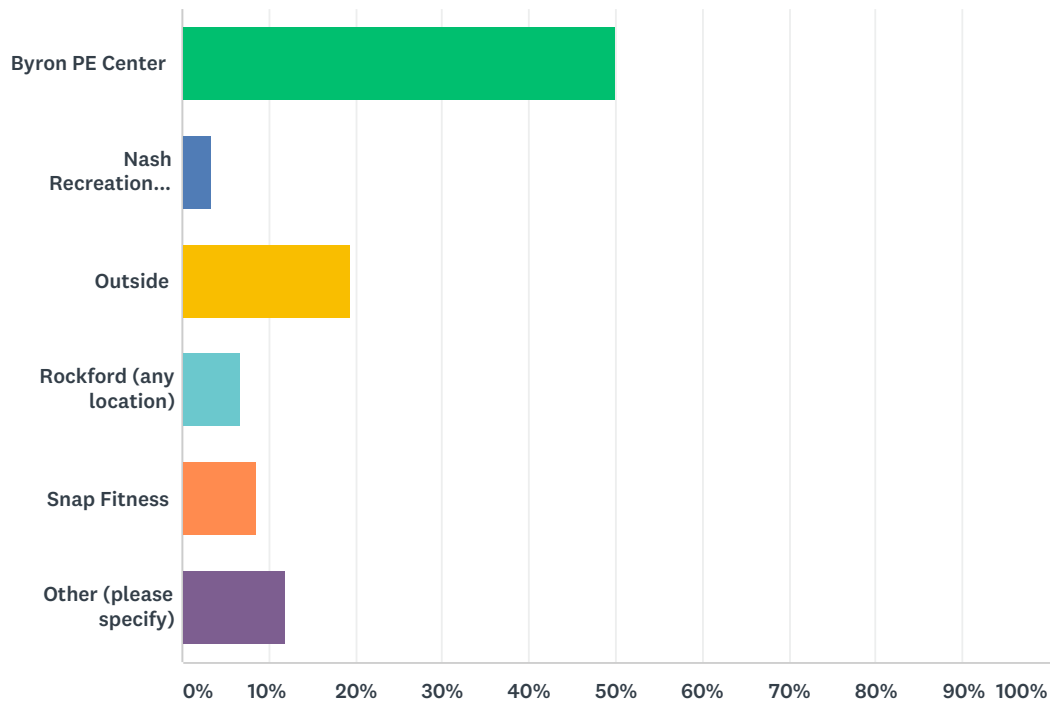
ANSWER CHOICES	RESPONSES	
Not Utilized	80.99%	98
Extremely Satisfied	0.83%	1
Moderately Satisfied	0.83%	1
Neutral	5.79%	7
Moderately Dissatisfied	9.09%	11
Extremely Dissatisfied	2.48%	3
TOTAL		121

Q32 If you are moderately or extremely dissatisfied with any program that you or members of your household participated in, please tell us the program and why:

Answered: 45 Skipped: 90

Q33 Which of the following locations do you and your family consider your primary fitness facility?

Answered: 118 Skipped: 17



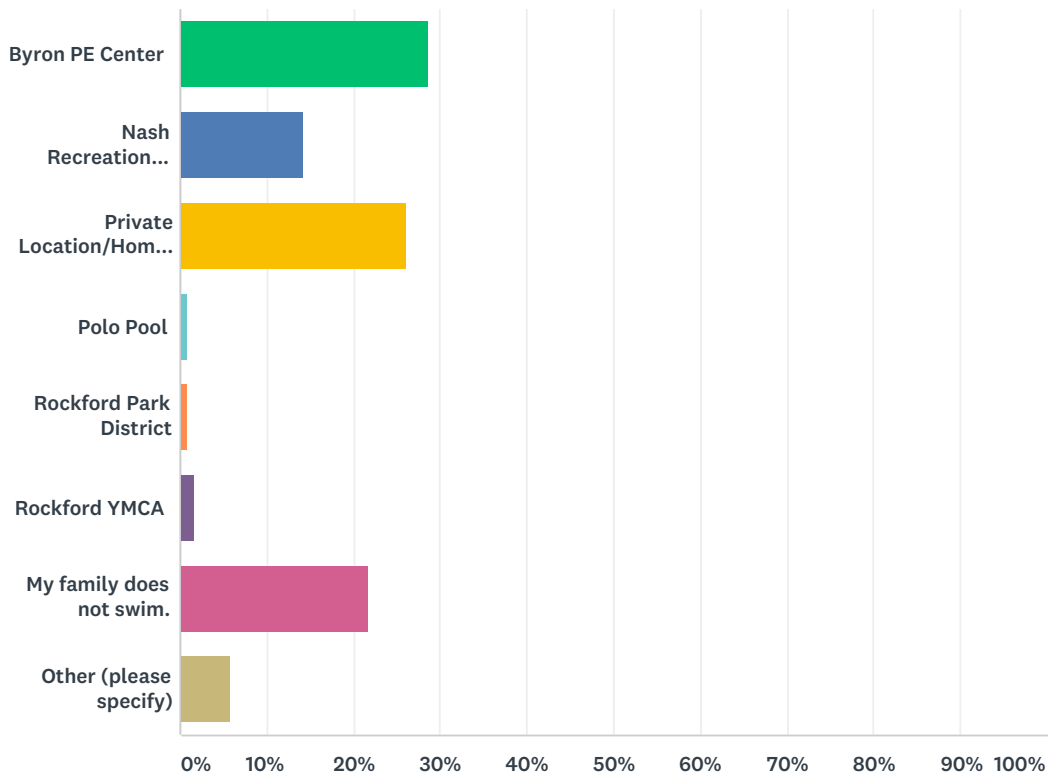
ANSWER CHOICES	RESPONSES	
Byron PE Center	50.00%	59
Nash Recreation Center	3.39%	4
Outside	19.49%	23
Rockford (any location)	6.78%	8
Snap Fitness	8.47%	10
Other (please specify)	11.86%	14
TOTAL		118

Q34 If you do not consider the Byron PE Center your primary fitness facility, please explain why you choose to go elsewhere:

Answered: 55 Skipped: 80

Q35 Which of the following locations do you and your family consider your primary swimming pool?

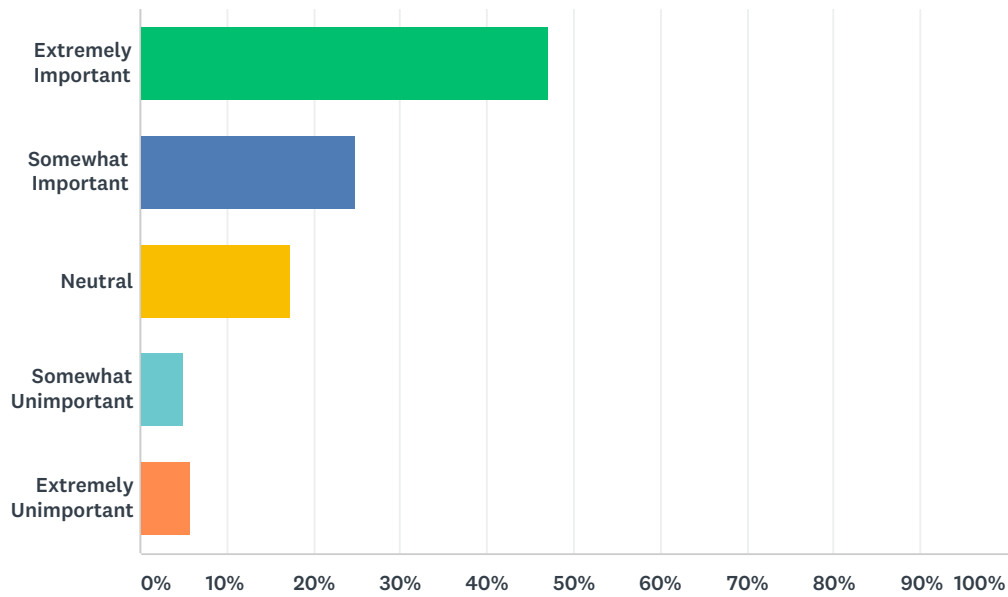
Answered: 119 Skipped: 16



ANSWER CHOICES	RESPONSES	
Byron PE Center	28.57%	34
Nash Recreation Center	14.29%	17
Private Location/Home Swimming Pool	26.05%	31
Polo Pool	0.84%	1
Rockford Park District	0.84%	1
Rockford YMCA	1.68%	2
My family does not swim.	21.85%	26
Other (please specify)	5.88%	7
TOTAL		119

Q36 How important do you feel having a public outdoor swimming pool or splashpad/sprayground is to the community?

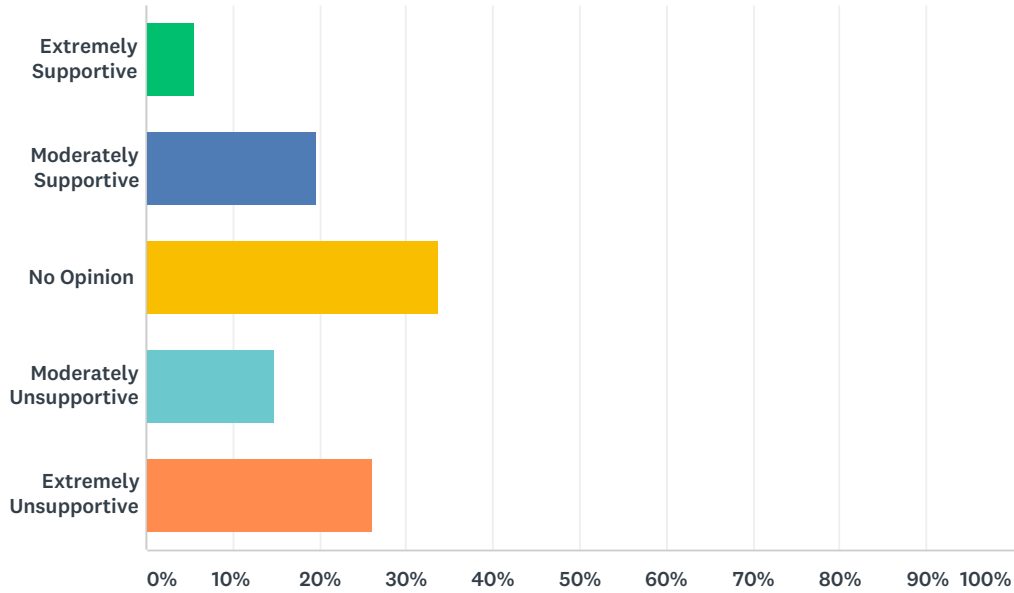
Answered: 121 Skipped: 14



ANSWER CHOICES	RESPONSES	
Extremely Important	47.11%	57
Somewhat Important	24.79%	30
Neutral	17.36%	21
Somewhat Unimportant	4.96%	6
Extremely Unimportant	5.79%	7
TOTAL		121

Q37 Construction of a Disc (Frisbee) Golf Course

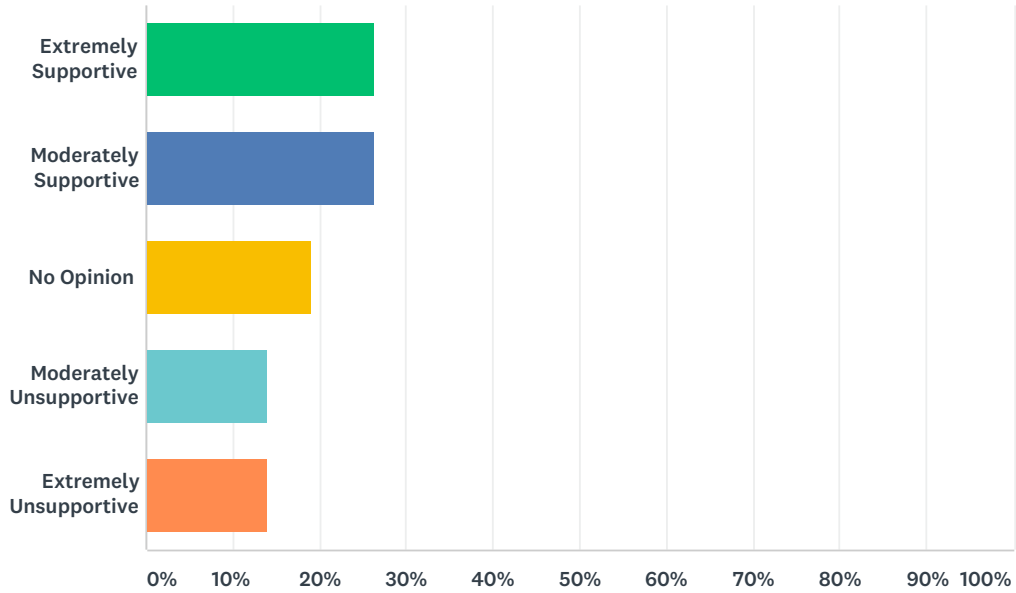
Answered: 122 Skipped: 13



ANSWER CHOICES	RESPONSES	
Extremely Supportive	5.74%	7
Moderately Supportive	19.67%	24
No Opinion	33.61%	41
Moderately Unsupportive	14.75%	18
Extremely Unsupportive	26.23%	32
TOTAL		122

Q38 Construction of a Dog Park

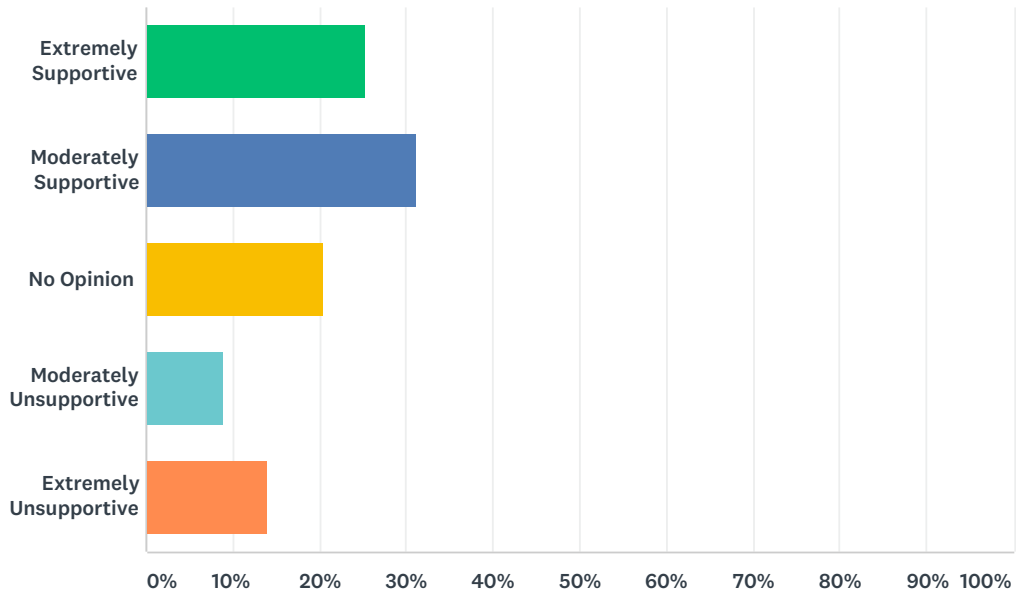
Answered: 121 Skipped: 14



ANSWER CHOICES	RESPONSES	
Extremely Supportive	26.45%	32
Moderately Supportive	26.45%	32
No Opinion	19.01%	23
Moderately Unsupportive	14.05%	17
Extremely Unsupportive	14.05%	17
TOTAL		121

Q39 Construction of an indoor playground

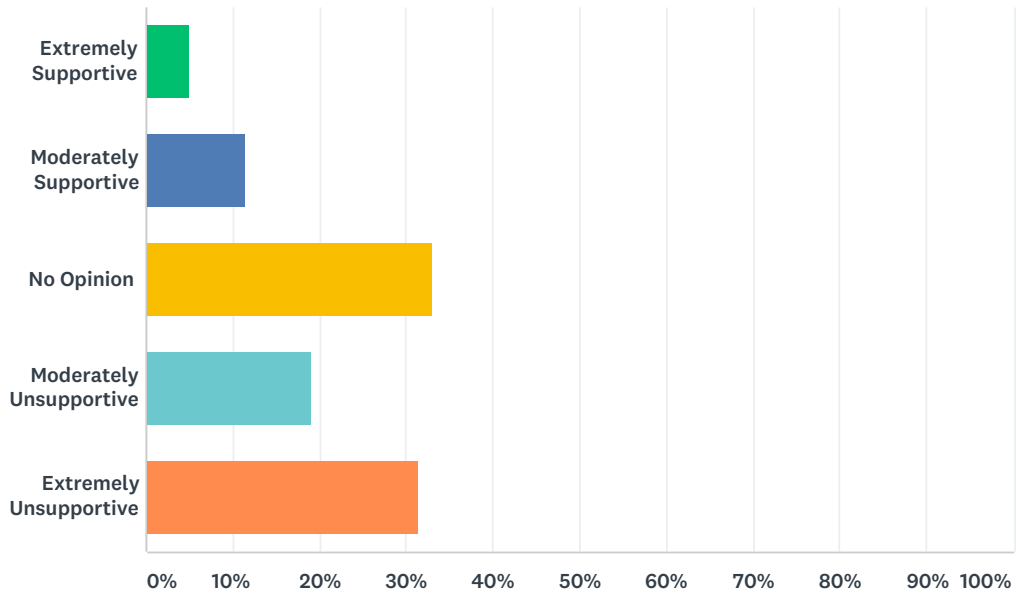
Answered: 122 Skipped: 13



ANSWER CHOICES	RESPONSES	
Extremely Supportive	25.41%	31
Moderately Supportive	31.15%	38
No Opinion	20.49%	25
Moderately Unsupportive	9.02%	11
Extremely Unsupportive	13.93%	17
TOTAL		122

Q40 Construction of a model airplane/ drone field

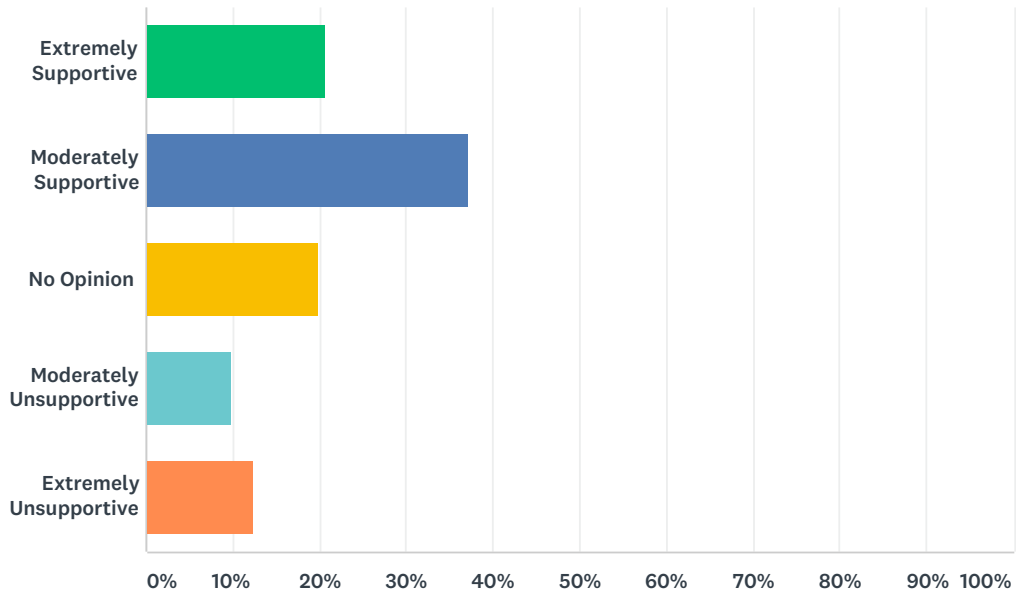
Answered: 121 Skipped: 14



ANSWER CHOICES	RESPONSES	
Extremely Supportive	4.96%	6
Moderately Supportive	11.57%	14
No Opinion	33.06%	40
Moderately Unsupportive	19.01%	23
Extremely Unsupportive	31.40%	38
TOTAL		121

Q41 Construction of an outdoor ice/roller hockey rink

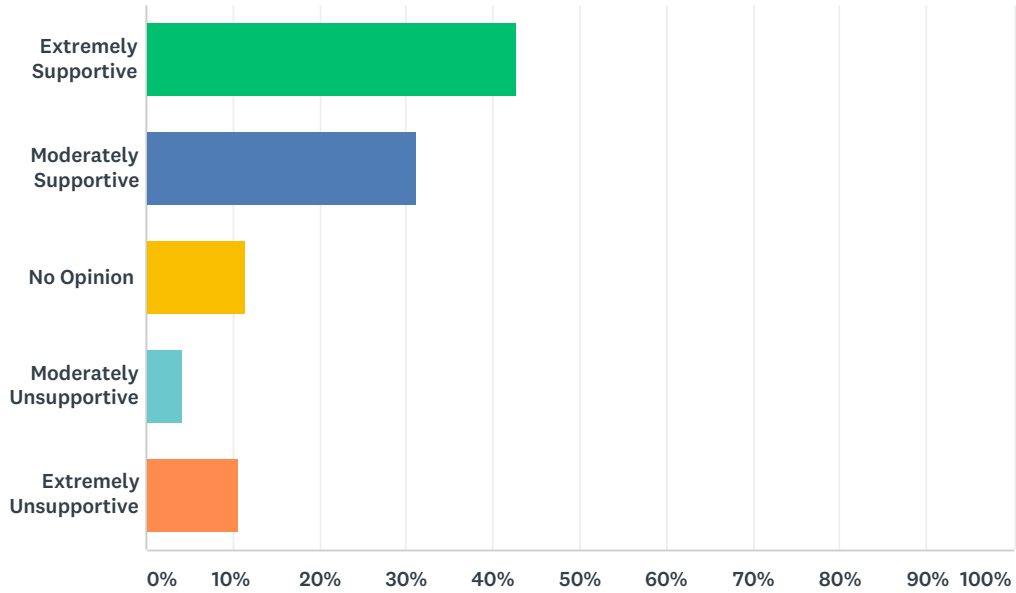
Answered: 121 Skipped: 14



ANSWER CHOICES	RESPONSES	
Extremely Supportive	20.66%	25
Moderately Supportive	37.19%	45
No Opinion	19.83%	24
Moderately Unsupportive	9.92%	12
Extremely Unsupportive	12.40%	15
TOTAL		121

Q42 Construction of an outdoor pool

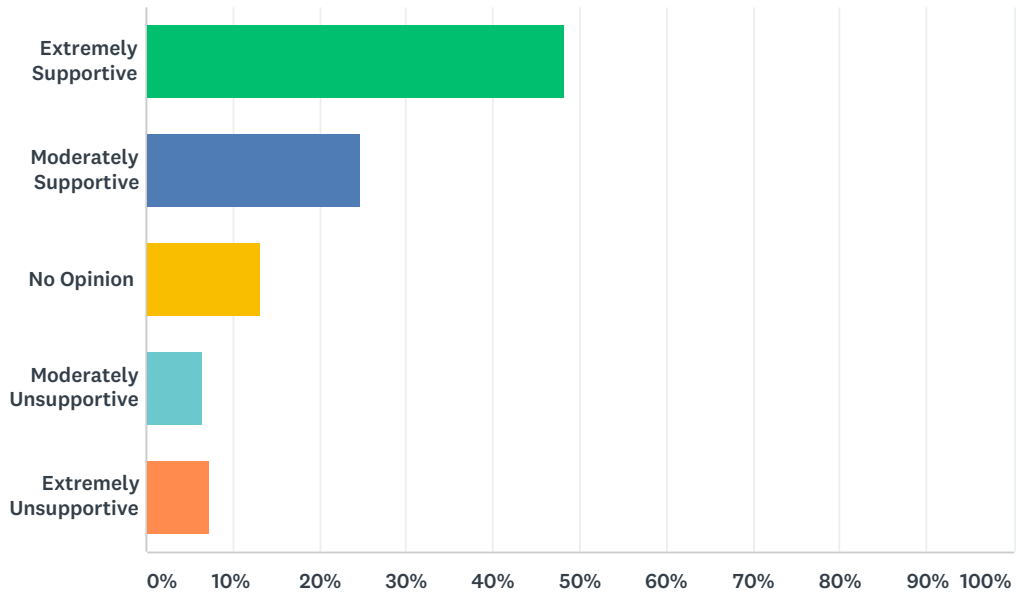
Answered: 122 Skipped: 13



ANSWER CHOICES	RESPONSES	
Extremely Supportive	42.62%	52
Moderately Supportive	31.15%	38
No Opinion	11.48%	14
Moderately Unsupportive	4.10%	5
Extremely Unsupportive	10.66%	13
TOTAL		122

Q43 Construction of an outdoor splash pad/ spray ground

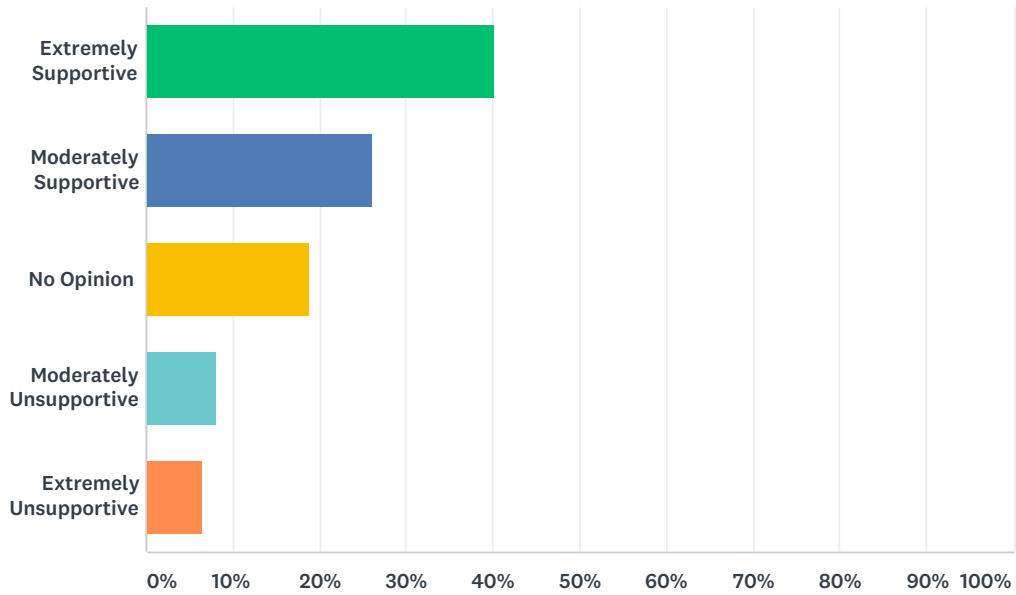
Answered: 122 Skipped: 13



ANSWER CHOICES	RESPONSES	
Extremely Supportive	48.36%	59
Moderately Supportive	24.59%	30
No Opinion	13.11%	16
Moderately Unsupportive	6.56%	8
Extremely Unsupportive	7.38%	9
TOTAL		122

Q44 Enhancement of the existing parks

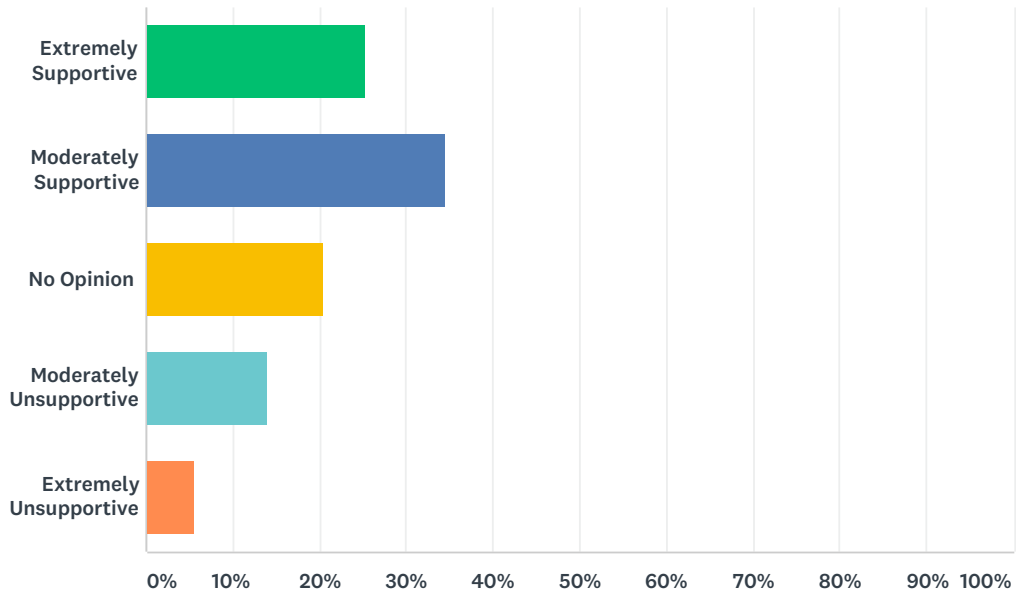
Answered: 122 Skipped: 13



ANSWER CHOICES	RESPONSES	
Extremely Supportive	40.16%	49
Moderately Supportive	26.23%	32
No Opinion	18.85%	23
Moderately Unsupportive	8.20%	10
Extremely Unsupportive	6.56%	8
TOTAL		122

Q45 Enhancement of the outdoor athletic fields

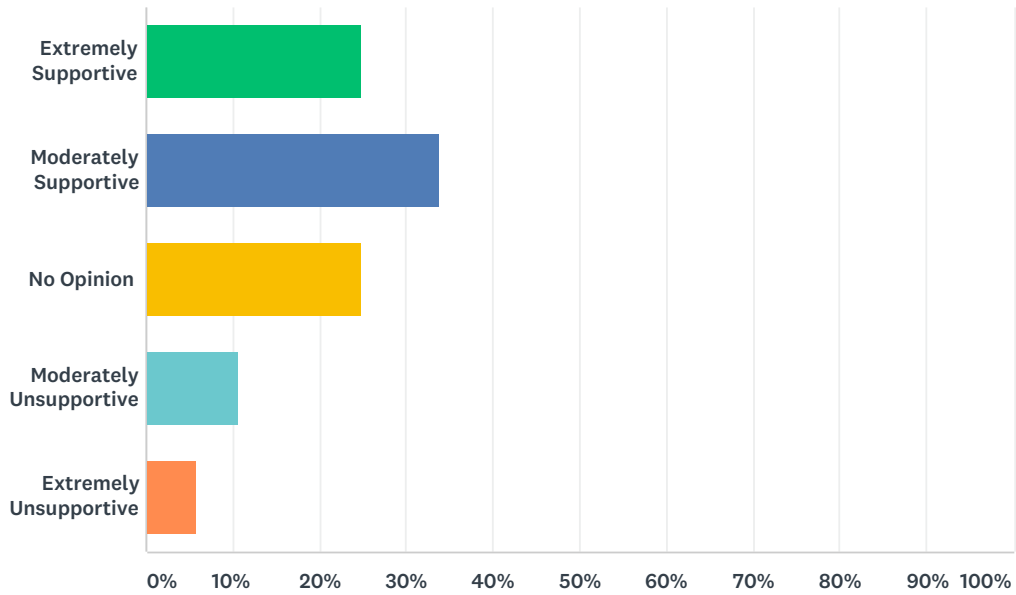
Answered: 122 Skipped: 13



ANSWER CHOICES	RESPONSES	
Extremely Supportive	25.41%	31
Moderately Supportive	34.43%	42
No Opinion	20.49%	25
Moderately Unsupportive	13.93%	17
Extremely Unsupportive	5.74%	7
TOTAL		122

Q46 Enhancement of the PE Center Basketball Courts/Track Area

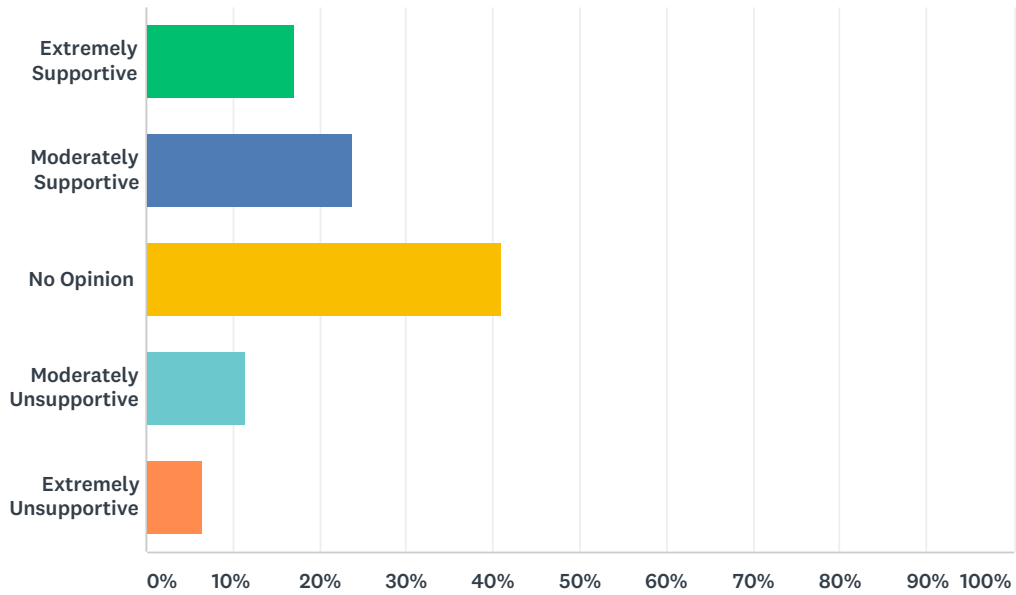
Answered: 121 Skipped: 14



ANSWER CHOICES	RESPONSES	
Extremely Supportive	24.79%	30
Moderately Supportive	33.88%	41
No Opinion	24.79%	30
Moderately Unsupportive	10.74%	13
Extremely Unsupportive	5.79%	7
TOTAL		121

Q47 Enhancement of the PE Center Locker Rooms & Restrooms

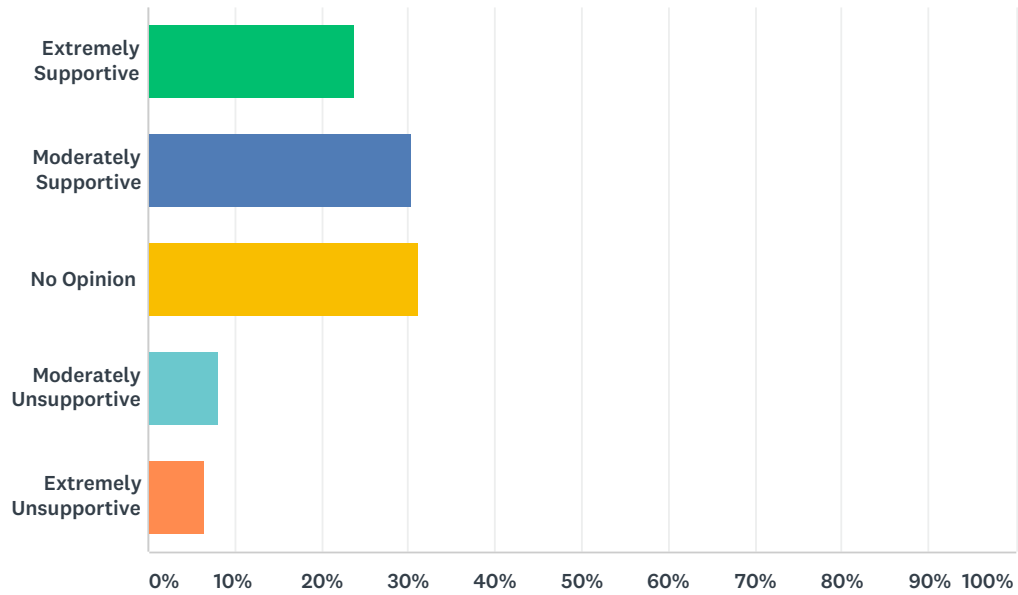
Answered: 122 Skipped: 13



ANSWER CHOICES	RESPONSES	
Extremely Supportive	17.21%	21
Moderately Supportive	23.77%	29
No Opinion	40.98%	50
Moderately Unsupportive	11.48%	14
Extremely Unsupportive	6.56%	8
TOTAL		122

Q48 Enhancement of the PE Center Swimming Pool

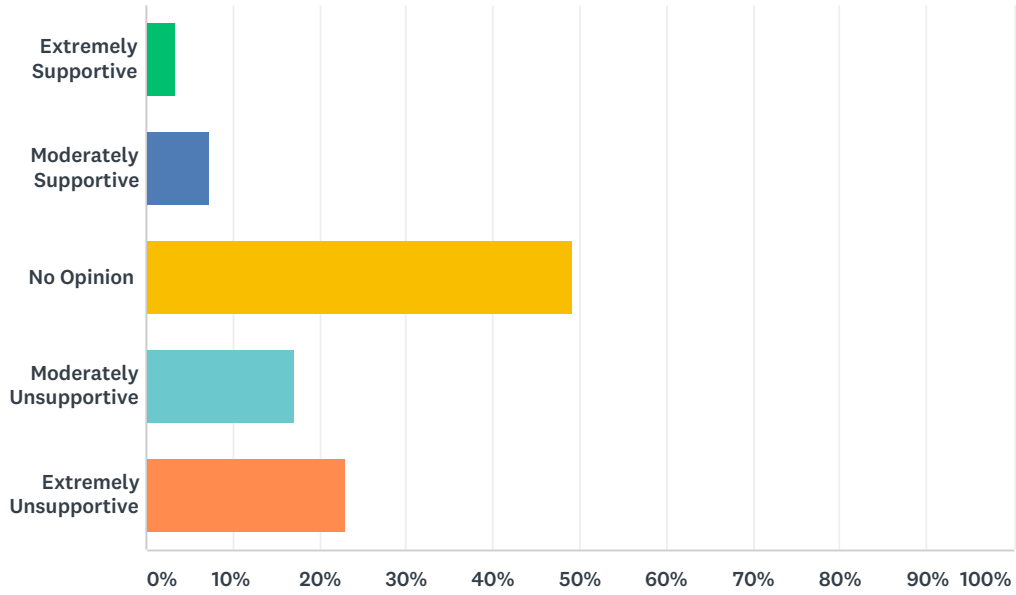
Answered: 122 Skipped: 13



ANSWER CHOICES	RESPONSES	
Extremely Supportive	23.77%	29
Moderately Supportive	30.33%	37
No Opinion	31.15%	38
Moderately Unsupportive	8.20%	10
Extremely Unsupportive	6.56%	8
TOTAL		122

Q49 Enhancement of the Skate Park

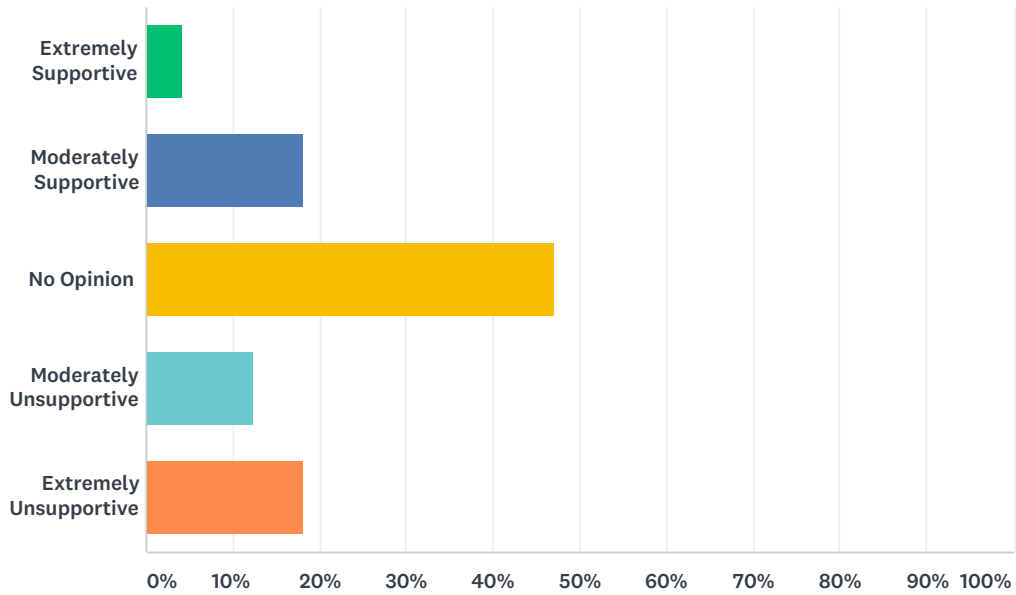
Answered: 122 Skipped: 13



ANSWER CHOICES	RESPONSES	
Extremely Supportive	3.28%	4
Moderately Supportive	7.38%	9
No Opinion	49.18%	60
Moderately Unsupportive	17.21%	21
Extremely Unsupportive	22.95%	28
TOTAL		122

Q50 Enhancement of the Tennis/Pickle ball Courts

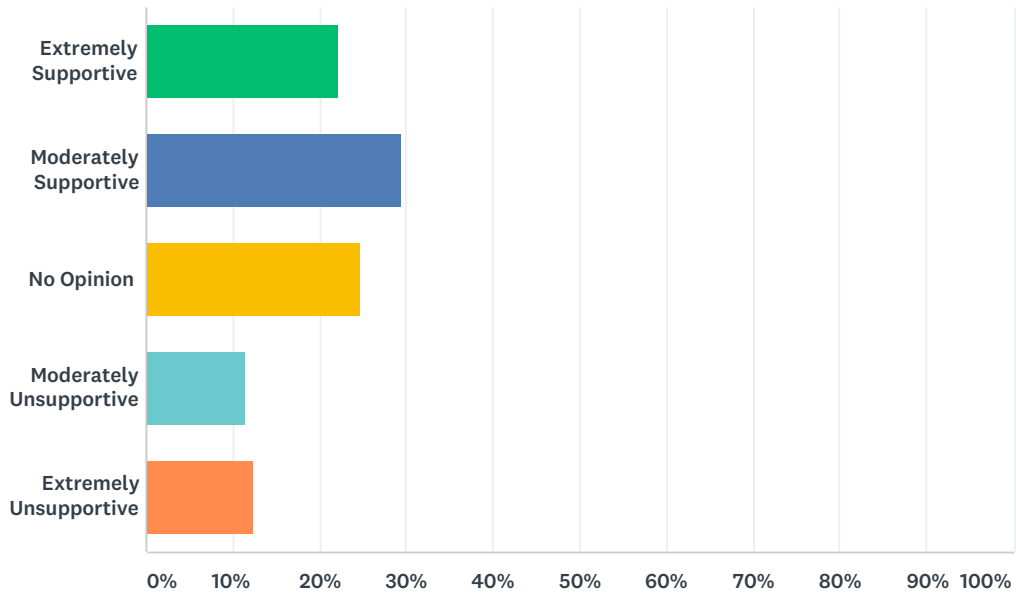
Answered: 121 Skipped: 14



ANSWER CHOICES	RESPONSES	
Extremely Supportive	4.13%	5
Moderately Supportive	18.18%	22
No Opinion	47.11%	57
Moderately Unsupportive	12.40%	15
Extremely Unsupportive	18.18%	22
TOTAL		121

Q51 Expansion of the Fitness Center

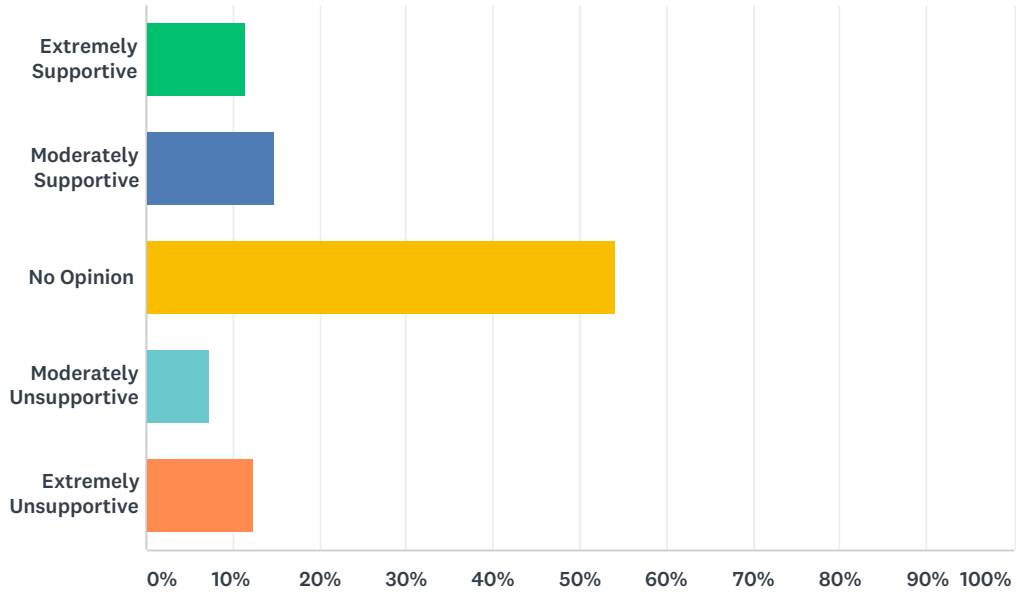
Answered: 122 Skipped: 13



ANSWER CHOICES	RESPONSES	
Extremely Supportive	22.13%	27
Moderately Supportive	29.51%	36
No Opinion	24.59%	30
Moderately Unsupportive	11.48%	14
Extremely Unsupportive	12.30%	15
TOTAL		122

Q52 Expansion of the Tiger Den Area

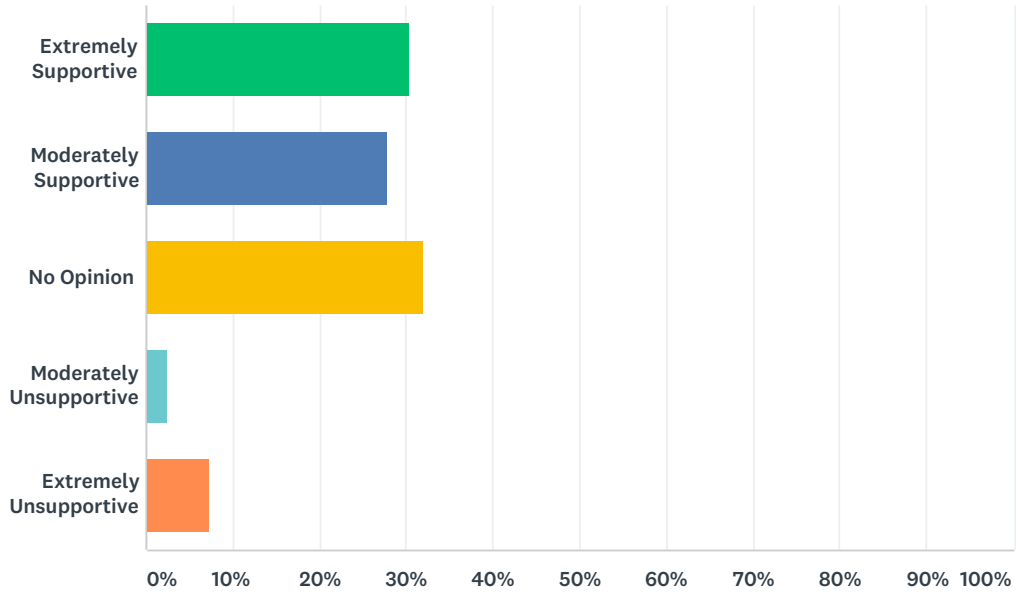
Answered: 122 Skipped: 13



ANSWER CHOICES	RESPONSES	
Extremely Supportive	11.48%	14
Moderately Supportive	14.75%	18
No Opinion	54.10%	66
Moderately Unsupportive	7.38%	9
Extremely Unsupportive	12.30%	15
TOTAL		122

Q53 Expansion of the Trail System

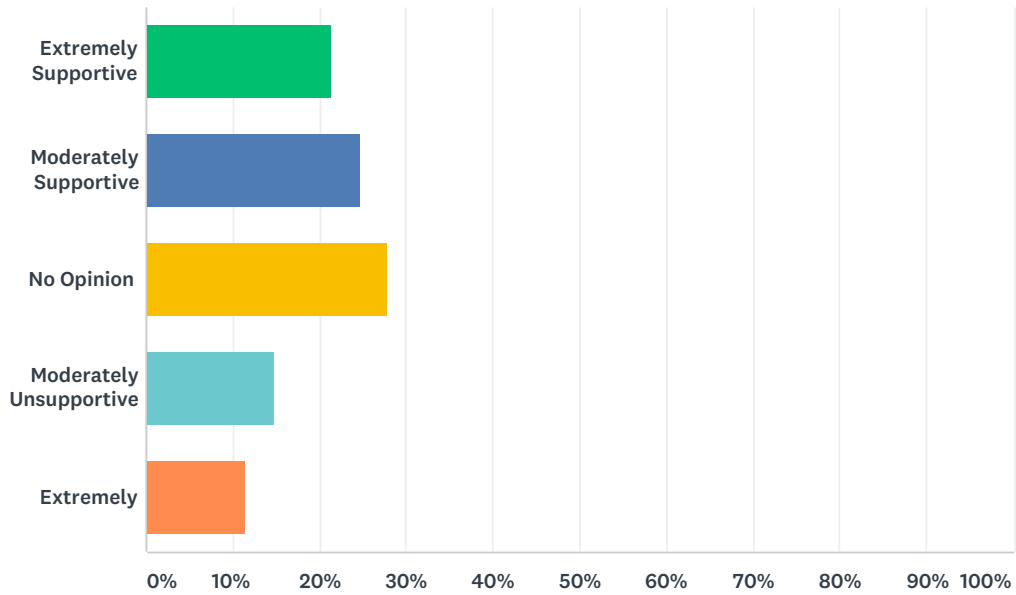
Answered: 122 Skipped: 13



ANSWER CHOICES	RESPONSES	
Extremely Supportive	30.33%	37
Moderately Supportive	27.87%	34
No Opinion	31.97%	39
Moderately Unsupportive	2.46%	3
Extremely Unsupportive	7.38%	9
TOTAL		122

Q54 Land Acquisition/ New Park Development

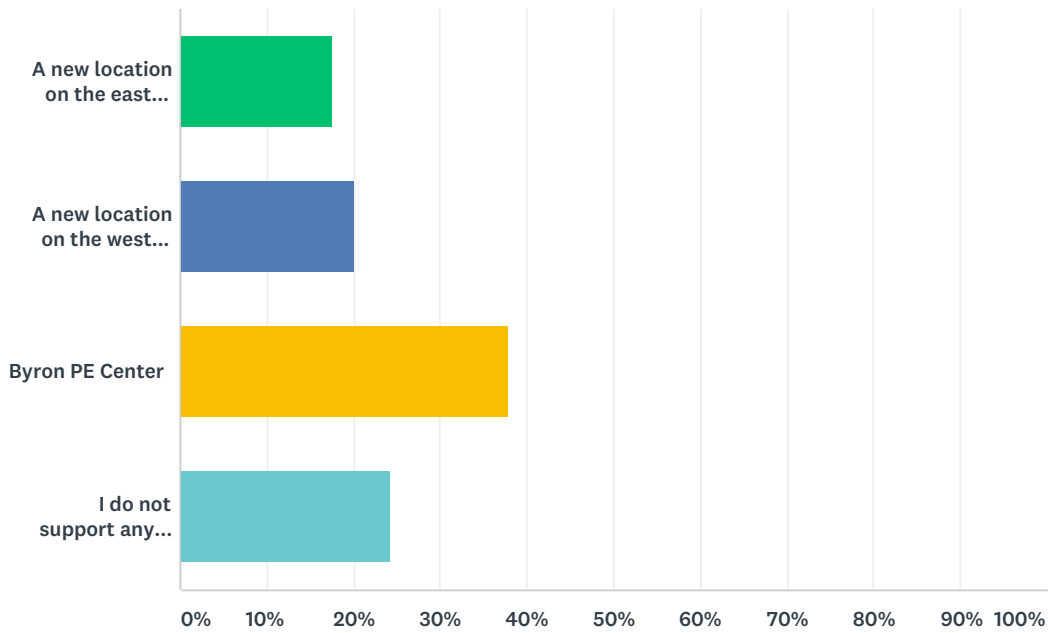
Answered: 122 Skipped: 13



ANSWER CHOICES	RESPONSES	
Extremely Supportive	21.31%	26
Moderately Supportive	24.59%	30
No Opinion	27.87%	34
Moderately Unsupportive	14.75%	18
Extremely	11.48%	14
TOTAL		122

Q55 If the Byron Park District were to expand indoor recreation facility space, where would you prefer the expansion to be located?

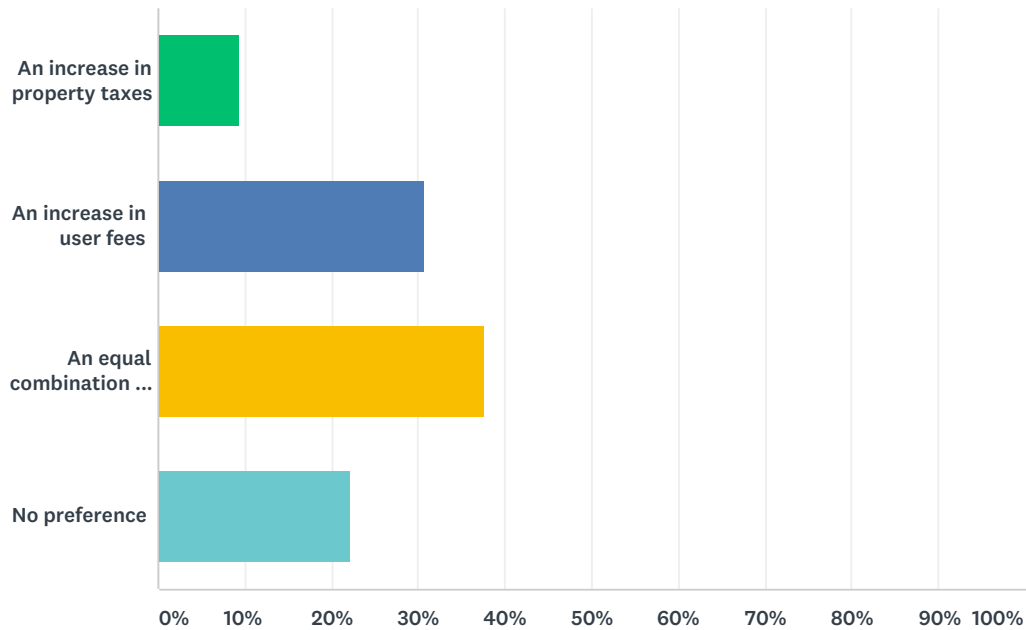
Answered: 119 Skipped: 16



ANSWER CHOICES	RESPONSES	
A new location on the east side of the river	17.65%	21
A new location on the west side of the river	20.17%	24
Byron PE Center	37.82%	45
I do not support any expansion	24.37%	29
TOTAL		119

Q56 If the Byron Park District was to expand and/or enhance current facilities, parks and programs, and additional funding was needed, what would be your preference for financing the expansion and/or enhancements?

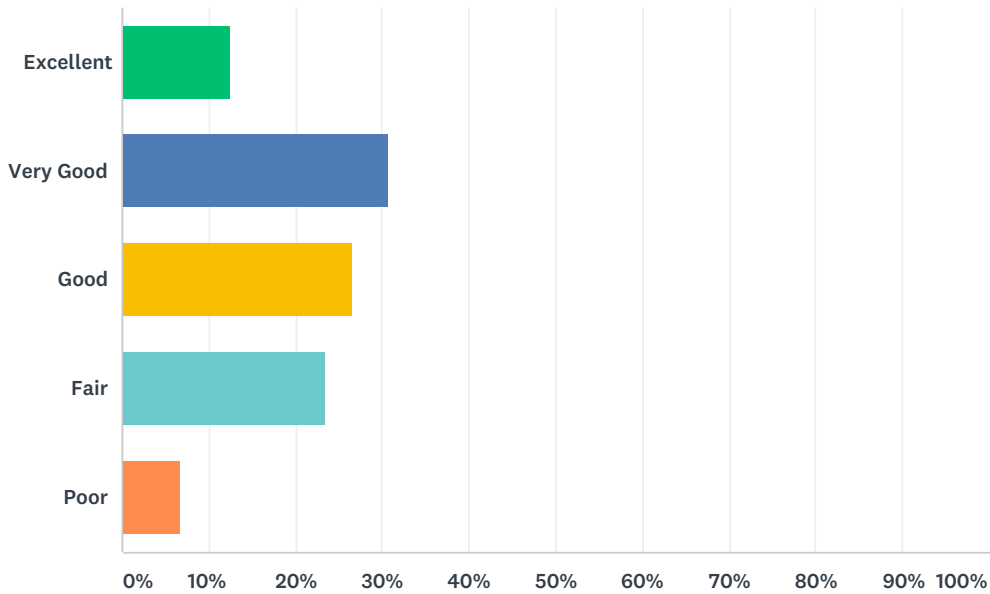
Answered: 117 Skipped: 18



ANSWER CHOICES	RESPONSES	
An increase in property taxes	9.40%	11
An increase in user fees	30.77%	36
An equal combination of both	37.61%	44
No preference	22.22%	26
TOTAL		117

Q57 Based upon your past experience(s) or general knowledge of the Byron Park District, how would you rate your overall satisfaction with the Byron Park District?

Answered: 120 Skipped: 15



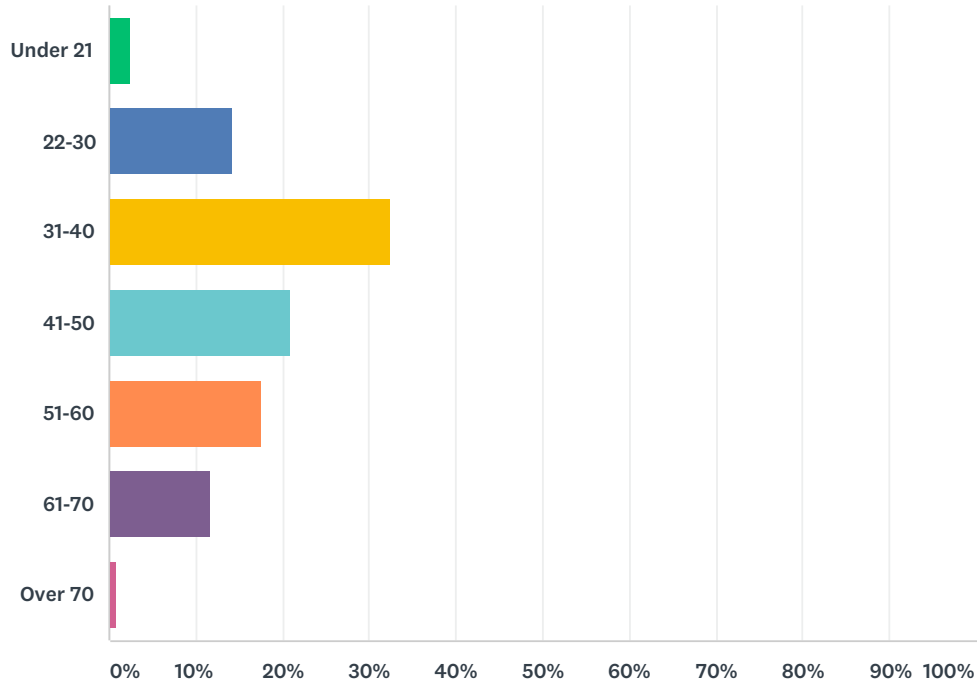
ANSWER CHOICES	RESPONSES	
Excellent	12.50%	15
Very Good	30.83%	37
Good	26.67%	32
Fair	23.33%	28
Poor	6.67%	8
TOTAL		120

Q58 If you rated your satisfaction as fair or poor, please tell us why:

Answered: 40 Skipped: 95

Q59 How old are you?

Answered: 120 Skipped: 15



ANSWER CHOICES	RESPONSES
Under 21	2.50% 3
22-30	14.17% 17
31-40	32.50% 39
41-50	20.83% 25
51-60	17.50% 21
61-70	11.67% 14
Over 70	0.83% 1
TOTAL	120

Q60 The Byron Park District Board of Commissioners and Staff appreciate the time you took to complete the survey. Your input will be helpful in guiding the future direction of the Byron Park District. Please feel free to share any additional comments or suggestions:

Answered: 31 Skipped: 104